



**बामर लॉरी एण्ड कं. लिमिटेड**  
(भारत सरकार का एक उद्यम)  
**Balmer Lawrie & Co. Ltd.**  
(A Government of India Enterprise)

21, नेताजी सुभाष रोड, कोलकाता - 700 001, (भारत)  
फोन : (91)(033)2222-5329/5314/5209  
ई-मेल : bhavsar.k@balmerlawrie.com  
21, Netaji Subhas Road, Kolkata - 700 001, (India)  
Phone : (91)(033) 2222-5329/5314/5209  
E-mail : bhavsar.k@balmerlawrie.com  
CIN : L15492WB1924GOI004835

Ref: BL/SE/BM/2020  
Date: 24<sup>th</sup> June 2020

The Secretary,  
National Stock Exchange of India Ltd.  
Exchange Plaza  
Bandra-Kurla Complex  
Bandra (E),  
Mumbai – 400 051

The Secretary,  
BSE Ltd.  
Phiroze Jeejeebhoy Towers  
Dalal Street  
Mumbai- 400001

Company Code : **BALMLAWRIE**  
Dear Sir,

Company Code: **523319**

Subject: **Disclosure under Regulation 30 and Regulation 33 of SEBI (Listing Obligations and Disclosure Requirements) Regulations, 2015 – Approval of Financial Results and Financial Statement for the quarter and year ended 31<sup>st</sup> March 2020**

Further, to our intimation dated 12<sup>th</sup> June, 2020 and pursuant to Regulation 30 and Regulation 33 read with Schedule III of SEBI (Listing Obligations and Disclosure Requirements) Regulations, 2015, please note that the Board at its Meeting held on 24<sup>th</sup> June 2020 has, inter-alia, approved the followings, which are attached for your records:

1. The Audited standalone and consolidated financial results of the Company for the Financial Year ended 31<sup>st</sup> March, 2020 and the fourth quarter of FY 2019 -20;
2. The Audited standalone and consolidated financial statement of the Company for the Financial Year ended 31<sup>st</sup> March, 2020;
3. Declaration of unmodified opinion on standalone and consolidated financial results of the Company for FY 2019 -20;
4. The statement of Assets and Liabilities for the half-year ended 31<sup>st</sup> March, 2020.
5. The Auditor's report alongwith the financial statements, of the Company for the year ended 31<sup>st</sup> March, 2020 and
6. CEO/CFO certification for the quarter and the year ended 31<sup>st</sup> March 2020.

The Audited Financial Results shall be published in the newspapers as per Regulation 47(1) of SEBI (Listing Obligations and Disclosure Requirements) Regulations, 2015 and would be also available on the website of the Company (www.balmerlawrie.com).

The meeting commenced at 11:09am (IST) and was concluded at 7:57pm (IST).

Thanking You,

Yours faithfully,

For Balmer Lawrie & Co. Ltd.

  
Kaustav Sen  
Compliance Officer

Enclosed: As above

**BALMER LAWRIE & CO. LTD.**

[ A Government of India Enterprise ]

Regd. Office: 21, Netaji Subhas Road, Kolkata - 700001

Tel. No. - (033)2225313, Fax No. - (033)2225292, email-bhavsar.k@balmerlawrie.com, website-www.balmerlawrie.com

CIN : L15492WB1924GOI004835

**Statement of Standalone Audited Financial Results for the Quarter and Year Ended 31/03/2020**

(₹ in Lakhs)

Sl. No.	Particulars (Refer Notes Below)	STANDALONE				
		3 months ended	Preceding	Corresponding	Year to date figures for	Year to date figures for
		31/03/2020 (Unaudited)	3 months ended 31/12/2019 (Unaudited)	3 months ended 31/03/2019 (Unaudited)	current year ended 31/03/2020 (Audited)	the previous year ended 31/03/2019 (Audited)
I	Revenue from Operations	34415.72	37274.61	47449.04	152976.97	177520.27
II	Other Income	4190.15	856.09	4422.18	8239.17	7855.06
III	<b>Total Income (I + II)</b>	<b>38605.87</b>	<b>38130.70</b>	<b>51871.22</b>	<b>161216.14</b>	<b>185375.33</b>
IV	<b>Expenses</b>					
	Cost of Materials consumed & Services rendered	19156.04	21610.04	27207.57	90,662.82	110529.72
	Purchase of Stock-in-Trade	392.46	853.20	329.45	2075.61	329.45
	Changes in Inventories of Finished Goods, Stock-in-Trade and Work-in-Progress	(670.08)	(148.43)	333.30	(506.63)	343.82
	Employee Benefits Expense	3757.36	5735.85	5190.66	21411.98	21247.08
	Finance costs	279.84	200.78	100.23	798.67	555.74
	Depreciation and Amortization expense	1558.49	915.16	677.70	4190.77	2671.90
	Other expenses	4410.42	4458.48	5535.36	19338.71	21687.14
	<b>Total Expenses (IV)</b>	<b>28884.53</b>	<b>33625.08</b>	<b>39374.27</b>	<b>137971.93</b>	<b>157364.85</b>
V	<b>Profit/ (Loss) before exceptional items and tax (III-IV)</b>	<b>9721.34</b>	<b>4505.62</b>	<b>12496.95</b>	<b>23244.21</b>	<b>28010.48</b>
VI	Exceptional items	-	-	0.00	-	-
VII	<b>Profit/ (Loss) before Tax (V - VI)</b>	<b>9721.34</b>	<b>4505.62</b>	<b>12496.95</b>	<b>23244.21</b>	<b>28010.48</b>
VIII	<b>Tax expense:</b>					
	(1) Current Tax	1,589.84	1373.05	3224.51	5,167.55	6736.17
	(2) Deferred Tax	638.52	(451.79)	444.26	359.25	424.13
IX	<b>Profit/ (Loss) for the period from continuing operations (VII-VIII)</b>	<b>7492.98</b>	<b>3584.36</b>	<b>8828.18</b>	<b>17717.41</b>	<b>18850.18</b>
X	Profit/ (Loss) from discontinued operations	-	-	-	-	-
XI	Tax Expenses of discontinued operations	-	-	-	-	-
XII	<b>Profit/ (Loss) from Discontinued operations (after tax) (X-XI)</b>	<b>-</b>	<b>-</b>	<b>-</b>	<b>-</b>	<b>-</b>
XIII	<b>Profit/ (Loss) for the period (IX + XII)</b>	<b>7492.98</b>	<b>3584.36</b>	<b>8828.18</b>	<b>17717.41</b>	<b>18850.18</b>
XIV	<b>Other Comprehensive Income</b>					
	(A)(i) Items that will not be reclassified to profit or loss	(572.01)	-	(925.66)	(672.01)	326.22
	(A)(ii) Income tax relating to items that will not be reclassified to profit or loss	219.47	-	323.46	219.47	323.46
	(B)(i) Items that will be reclassified to profit or loss	-	-	-	-	-
	(B)(ii) Income tax relating to items that will be reclassified to profit or loss	-	-	-	-	-
XV	<b>Total Comprehensive Income for the period (XIII + XIV) (Comprising Profit/ (Loss) and Other Comprehensive Income for the period)</b>	<b>6840.44</b>	<b>3584.36</b>	<b>8225.98</b>	<b>17064.87</b>	<b>19247.98</b>
XVI	<b>Earnings per equity share (for continuing operations) (of ₹ 10/- each) (not annualised)</b>					
	(a) Basic	4.38	2.10	5.16	10.36	11.02
	(b) Diluted	4.38	2.10	5.16	10.36	11.02
XVII	<b>Earnings per equity share (for discontinued operation) (of ₹ 10/- each) (not annualised)</b>					
	(a) Basic	-	-	-	-	-
	(b) Diluted	-	-	-	-	-
XVIII	<b>Earnings per equity share (for discontinued &amp; continuing operations) (of ₹ 10/- each) (not annualised)</b>					
	(a) Basic	4.38	2.10	5.16	10.36	11.02
	(b) Diluted	4.38	2.10	5.16	10.36	11.02

**Notes:-**

- The standalone audited financial results for the quarter & year ended March 31, 2020 are as per the notified Indian Accounting Standards under the Companies (Indian Accounting Standards) Rules, 2016 as amended. The above results including Report on Operating Segment have been reviewed by the Audit Committee at their meeting held on June 22, 2020 and subsequently approved by the Board of Directors at their meeting held on June 24, 2020.
- The Company has adopted Ind AS 116 "Leases" effective April 1, 2019, as notified by the Ministry of Corporate Affairs (MCA) in the Companies (Indian Accounting Standards) Amendment Rules, 2019. The Company has adopted the modified retrospective approach. Accordingly, the comparative information for the period(s) relating to earlier year is not restated. The effect of this adoption is decrease in profit before tax by ₹ 155.52 Lakhs during the year ending March 31, 2020.
- In pursuance to Section 115BAA of the Income Tax Act, 1961, as amended, the company has the option of shifting to a reduced tax rate effective April 1, 2019 along with a consequent reduction in some tax incentives and subject to certain conditions. The Company evaluated these provisions and have already exercised this option during the current financial year.
- Consequent to the approval of share holders, vide postal ballot, the Company accorded for allotment of 5,70,01,282 Bonus Shares in the proportion of one new equity share for every three (3) equity shares held by the shareholders/ beneficial owners in the Company. Accordingly, a sum of ₹ 5,700.13 Lakhs has been capitalised and transferred from General Reserve to Equity Share Capital. Allotment of fully paid bonus shares on December 30, 2019. The Earnings Per Share for all the period(s) presented have been adjusted for Bonus Issue.
- The 'Corporate Insolvency Resolution Process' (CIRP) has been initiated by the Hon'ble National Company Law Tribunal (NCLT), Kolkata Bench vide its order dated November 21, 2019 in respect of the Joint Ventures, M/s Transafe Services Limited (TSL), under the provisions of "The Insolvency and Bankruptcy Code, 2016" (IB Code). Consequent to TSL going into the CIRP proceedings and as directed by the Interim Resolution Professional (IRP), the powers of the Board of Directors of TSL stands suspended from the order date and such powers are now exercised by the IRP appointed by the Hon'ble NCLT. Balmer Lawrie & Co. Ltd. (BL) has ceased to have joint control or have any significant influence over TSL.
- Previous period's/ year's figures have been regrouped/ rearranged / reclassified wherever necessary.
- Figures of the last quarter are the balancing figure between the audited figures for the full financial year and the published year to date reviewed figures upto the third quarter of the financial year.
- The audited accounts are subject to the review by the C&AG under Section 143(6) of the Companies Act, 2013.

9) The Statement of Standalone Assets and Liabilities as at March 31, 2020 (As required under Regulation 33 of SEBI (Listing Obligations and Disclosure Requirements) Regulation, 2015) is as under:-

(₹ in Lakhs)		
Standalone Statement of Assets and Liabilities	As at Current year end 31/03/2020	As at Previous year end 31/03/2019
Particulars	Audited	Audited
<b>ASSETS</b>		
<b>(1) Non-Current Assets</b>		
(a) Property, Plant and Equipment	48,084.22	39,667.82
(b) Right of Use Assets	8,176.98	-
(c) Capital work-in-progress	2,357.25	11,694.48
(d) Investment Properties	108.53	111.39
(e) Intangible Assets	275.37	391.08
(f) Intangible Assets under development	7.00	-
(g) Financial Assets		
(i) Investments	12,950.38	14,006.80
(ii) Loans	217.62	420.89
(iii) Others	69.41	84.81
(h) Non Financial Assets - Others	1,131.42	4,449.49
<b>Total - Non-Current Assets</b>	<b>73,378.18</b>	<b>70,826.76</b>
<b>(2) Current Assets</b>		
(a) Inventories	14,505.70	14,293.31
(b) Financial Assets		
(i) Trade Receivables	27,295.73	27,619.22
(ii) Cash & Cash Equivalents	2,150.15	4,707.05
(iii) Other Bank Balances	42,995.00	39,071.11
(iv) Loans	1,243.71	2,030.50
(v) Others	20,169.97	24,775.38
(c) Non Financial Assets- Others	6,608.27	5,001.39
<b>Total - Current Assets</b>	<b>1,14,968.53</b>	<b>1,17,497.96</b>
<b>TOTAL ASSETS</b>	<b>1,88,346.71</b>	<b>1,88,324.72</b>
<b>EQUITY AND LIABILITIES</b>		
<b>(1) Equity</b>		
(a) Equity Share Capital	17,100.38	11,400.25
(b) Other Equity	1,14,866.36	1,18,620.19
<b>Total - Equity</b>	<b>1,31,966.74</b>	<b>1,30,020.44</b>
<b>LIABILITIES</b>		
<b>(2) Non-Current Liabilities</b>		
(a) Financial Liabilities		
(i) Borrowings	854.14	1,063.94
(ii) Lease Liabilities	1,329.26	-
(iii) Other Financial Liabilities	15.19	5.42
(b) Provisions	4,321.66	4,014.48
(c) Deferred Tax Liabilities (Net)	1,059.02	919.24
(d) Non Financial Liabilities - Others	12.76	4.89
<b>Total - Non-Current Liabilities</b>	<b>7,592.03</b>	<b>6,004.97</b>
<b>(3) Current Liabilities</b>		
(a) Financial Liabilities		
(i) Borrowings	152.99	93.00
(ii) Lease Liabilities	1,005.86	-
(iii) Trade Payables		
(A) Total outstanding dues of micro enterprises and small enterprises	328.26	324.16
(B) Total outstanding dues of creditors other than micro enterprises and small enterprises	21,457.21	25,981.60
(iv) Other Financial Liabilities	12,706.62	13,257.42
(b) Non Financial Liabilities- Others	9,782.45	5,213.87
(c) Provisions	1,664.93	1,633.53
(d) Current Tax Liabilities (Net)	1,689.62	2,760.79
<b>Total - Current Liabilities</b>	<b>48,787.94</b>	<b>52,299.30</b>
<b>TOTAL EQUITY AND LIABILITIES</b>	<b>1,88,346.71</b>	<b>1,88,324.72</b>

## 10) Standalone Cashflow Statement for the year ended 31st March 2020

(₹ in Lakhs)

Particulars	For the year Ended 31 March 2020		For the Year Ended 31 March 2019	
	Audited		Audited	
<b>Cash flow from Operating Activities</b>				
<b>Net profit before tax</b>		<b>23,244.21</b>		<b>28,010.48</b>
<b>Adjustments for:</b>				
Depreciation and Amortisation		4,190.77		2,671.90
Impairment of Assets		-		19.36
Write off/Provision for doubtful trade receivables (Net)		(147.39)		(102.95)
Write off/Provision for Inventories (Net)		(0.53)		45.80
Other Write off/Provision (Net)		2,128.04		300.82
(Gain)/ Loss on sale of fixed assets (Net)		(19.22)		(6.02)
(Gain)/ Loss on Disposal/Sale of Investments (Net)		-		(634.49)
Interest income		(2,595.58)		(2,831.30)
Dividend Income		(3,159.97)		(2,445.75)
Finance costs		798.67		555.74
<b>Operating Cash Flows before working capital changes</b>		<b>24,439.00</b>		<b>25,583.59</b>
<b>Changes in operating assets and liabilities (working capital changes)</b>				
(Increase)/Decrease in trade receivables		470.88		(388.94)
(Increase)/Decrease in non current assets		(4,901.18)		(743.02)
(Increase)/Decrease in inventories		(211.86)		(675.79)
(Increase)/Decrease in other short term financial assets		5,375.37		4,103.12
(Increase)/Decrease in other current assets		(1,703.15)		359.03
Increase/(Decrease) in trade payables		(7,510.42)		(3,017.84)
Increase/(Decrease) in long term provisions		307.18		237.00
Increase/(Decrease) in short term provisions		(540.32)		532.03
Increase/(Decrease) in other liabilities		2,085.04		927.00
Increase/(Decrease) in other current liabilities		5,574.43		(734.27)
<b>Cash flow generated from operations</b>		<b>23,384.97</b>		<b>26,181.91</b>
Income taxes paid (Net of refunds)		(6,268.72)		(8,723.57)
<b>Net Cash generated from Operating Activities</b>	<b>A</b>	<b>17,116.25</b>		<b>17,458.35</b>
<b>Cash flow from Investing Activities</b>				
Purchase/ Construction of Property, Plant and Equipment		(4,581.85)		(13,262.81)
Purchase of Investments		-		(1,162.36)
Proceeds on sale of Property, Plant and Equipment		51.20		33.06
Proceeds on disposal/sale of Investments		-		1,630.71
Bank deposits (having original maturity of more than three months) (Net)		(3,827.62)		4,054.97
Interest received		2,595.58		2,831.30
Dividend received		3,159.97		2,445.75
<b>Net Cash (used in)/ generated from Investing Activities</b>	<b>B</b>	<b>(2,602.72)</b>		<b>(3,419.38)</b>
<b>Cash flow from Financing Activities</b>				
Proceeds from borrowings		59.99		63.00
Repayment of borrowings		(250.00)		(126.00)
Dividend paid (including tax on dividend)		(15,022.30)		(13,685.17)
Loans Taken		-		1.92
Loans given		-		(120.00)
Repayment of lease liabilities		(1,059.45)		-
Finance cost		(798.67)		555.74
<b>Net Cash (used in)/ generated from Financing Activities</b>	<b>C</b>	<b>(17,070.43)</b>		<b>(14,390.99)</b>
<b>Net Increase/(Decrease) in Cash and Cash Equivalents</b>	<b>(A+B+C)</b>	<b>(2,556.90)</b>	<b>0</b>	<b>(352.02)</b>
Cash and Cash Equivalents at the beginning of the year		4,707.05		5,059.17
Cash and Cash Equivalents at the end of the year		2,150.15		4,707.15
<b>Movement in cash balance</b>		<b>(2,556.90)</b>		<b>(352.02)</b>
<b>Reconciliation of Cash and Cash Equivalents as per cash flow statement</b>				
Cash and Cash Equivalents as per above comprise of the following :				
Cash in hand		9.29		3.78
Balances with banks in current accounts		2,140.86		4,703.37
<b>Total</b>		<b>2,150.15</b>		<b>4,707.15</b>

(₹ in Lakhs)

**11) STANDALONE -SEGMENT WISE REVENUE, RESULTS AND CAPITAL EMPLOYED**

	3 months ended 31/03/2020 (Unaudited)	Preceding 3 months ended 31/12/2019 (Unaudited)	Corresponding 3 months ended 31/03/2019 (Unaudited)	Year to date figure for current year ended 31/03/2020 (Audited)	Year to date figure for previous year ended 31/03/2019 (Audited)
<b>1. Segment Revenue [Net Sales / Income]</b>					
a. Industrial Packaging	12539.92	12,002.92	13747.06	55430.21	64086.21
b. Logistics Services	6615.74	7,313.05	11235.72	27309.72	33245.70
c. Logistics Infrastructure	4133.25	4,492.79	4783.58	17798.57	18591.25
d. Travel & Vacations	3180.74	4,933.79	1521.51	17060.27	15976.70
e. Greases & Lubricants	7574.27	8,806.19	3832.21	37159.56	37599.82
f. Others	3278.46	3,432.40	2225.95	12428.24	9613.59
<b>Total</b>	<b>37322.38</b>	<b>40981.14</b>	<b>37346.03</b>	<b>167186.57</b>	<b>179113.27</b>
Less : Inter Segment Revenue	(2,906.66)	(3,706.53)	10103.01	(14,209.60)	(1,593.00)
<b>Net Sales / Income from Operations</b>	<b>34415.72</b>	<b>37274.61</b>	<b>47449.04</b>	<b>152976.97</b>	<b>177520.27</b>
<b>2. Segment Results [Profit / (Loss) before Finance Costs &amp; Tax]</b>					
a. Industrial Packaging	1347.20	1,266.53	1375.17	5389.84	5416.53
b. Logistics Services	1383.38	1,113.97	3870.07	4453.91	7971.21
c. Logistics Infrastructure	1405.97	998.27	1603.63	4080.59	4372.60
d. Travel & Vacations	1861.77	1,597.80	2344.95	5501.96	6024.93
e. Greases & Lubricants	872.02	752.62	1366.29	3432.41	3853.75
f. Others	3130.84	(1,022.79)	2,037.07	1,184.17	928.20
<b>Total</b>	<b>10001.18</b>	<b>4706.40</b>	<b>12597.18</b>	<b>24042.88</b>	<b>28566.22</b>
Less : Finance Costs	(279.84)	(200.78)	(100.23)	(798.67)	(555.74)
<b>Total Profit Before Tax</b>	<b>9721.34</b>	<b>4505.62</b>	<b>12496.95</b>	<b>23244.21</b>	<b>28010.48</b>
<b>Segment Assets</b>					
a. Industrial Packaging	30811.61	30,074.59	32181.78	30811.61	32181.78
b. Logistics Services	9384.76	10,769.04	12202.08	9384.76	12202.08
c. Logistics Infrastructure	25349.95	23,936.87	22111.33	25349.95	22111.33
d. Travel & Vacations	33477.62	39,661.50	34239.28	33477.62	34239.28
e. Greases & Lubricants	17111.12	18,896.88	19308.77	17111.12	19308.77
f. Others	72211.65	68,377.53	68281.48	72211.65	68281.48
<b>Total</b>	<b>188346.71</b>	<b>191716.41</b>	<b>188324.72</b>	<b>188346.71</b>	<b>188324.72</b>
<b>Impairment of Assets</b>					
a. Industrial Packaging	-	-	19.36	-	19.36
b. Logistics Services	-	-	-	-	-
c. Logistics Infrastructure	-	-	-	-	-
d. Travel & Vacations	-	-	-	-	-
e. Greases & Lubricants	-	-	-	-	-
f. Others	-	-	-	-	-
<b>Total</b>	<b>-</b>	<b>-</b>	<b>19.36</b>	<b>-</b>	<b>19.36</b>
<b>Segment Liabilities</b>					
a. Industrial Packaging	7990.41	6,271.92	8783.66	7990.41	8783.66
b. Logistics Services	7805.61	8,237.78	10889.27	7805.61	10889.27
c. Logistics Infrastructure	7833.37	8,083.34	7624.01	7833.37	7624.01
d. Travel & Vacations	8491.77	13,969.77	11784.15	8491.77	11784.15
e. Greases & Lubricants	4291.17	6,243.56	6169.10	4291.17	6169.10
f. Others	19967.64	23,783.75	13054.08	19967.64	13054.08
<b>Total</b>	<b>56379.97</b>	<b>66590.12</b>	<b>58304.27</b>	<b>56379.97</b>	<b>58304.27</b>

On behalf of Board of Directors

(Sandip Das)  
Director (Finance) and CFO  
DIN: 08217697Place:- Kolkata  
Date:- June 24, 2020

**BALMER LAWRIE & CO. LTD.**  
**[A Government of India Enterprise]**

To  
**Board of Directors**  
**Balmer Lawrie & Co. Ltd.**

**CEO and CFO Certification**

We, Prabal Basu, Chairman & Managing Director, and Sandip Das, Director (Finance), hereby certify that we have reviewed the Audited Standalone Financial Results of the Company for the quarter and year ended 31<sup>st</sup> March, 2020 and to the best of our knowledge and belief the said results :

- (i) Do not contain any false or misleading statements or figures, and
- (ii) Do not omit any material fact, which may make the statements or figures contained therein misleading.



**( Prabal Basu )**  
**Chairman & Managing Director**



**( Sandip Das )**  
**Director (Finance) & CFO**

**24<sup>th</sup> June, 2020**

24<sup>th</sup> June, 2020

To  
The Board of Directors  
Balmer Lawrie & Co. Ltd.  
Kolkata

**CEO and CFO Compliance Certificate**

In terms of Regulation 17(8) of SEBI (Listing Obligations and Disclosure Requirements) Regulations, 2015, we, Prabal Basu, Chairman & Managing Director, and Sandip Das, Chief Financial Officer, hereby certify that with respect to the Financial Year ended 31<sup>st</sup> March, 2020:

- A. We have reviewed financial statements and the cash flow statement for the year and that to the best of our knowledge and belief:
- (1) These statements do not contain any materially untrue statement or omit any material fact or contain statements that might be misleading;
  - (2) These statements together present a true and fair view of the Company's affairs and are in compliance with existing accounting standards, applicable laws and regulations.
- B. There are, to the best of our knowledge and belief, no transactions entered into by the Company during the year which are fraudulent, illegal or violative of the Company's code of conduct.
- C. We accept responsibility for establishing and maintaining internal controls for financial reporting and that we have evaluated the effectiveness of internal control systems of the Company pertaining to financial reporting and we have disclosed to the auditors and the audit committee, deficiencies in the design or operation of such internal controls, if any, of which we are aware and the steps we have taken or propose to take to rectify these deficiencies.

D. We have indicated to the auditors and the Audit committee:

- (1) Significant changes in internal control over financial reporting during the year;
- (2) Significant changes in accounting policies during the year and that the same have been disclosed in the notes to the financial statements; and
- (3) Instances of significant fraud of which we have become aware and the involvement therein, if any, of the management or an employee having a significant role in the Company's internal control system over financial reporting.



**Prabal Basu**  
(Chairman & Managing Director)



**Sandip Das**  
Director (Finance) &  
(Chief Financial Officer)





**बामर लॉरी एण्ड कं. लिमिटेड**  
(भारत सरकार का एक उद्यम)  
**Balmer Lawrie & Co. Ltd.**  
(A Government of India Enterprise)

21, नेताजी सुभाष रोड, कोलकाता - 700 001, (भारत)  
फोन : (91)(033)2222-5329/5314/5209  
ई-मेल : bhavsar.k@balmerlawrie.com  
21, Netaji Subhas Road, Kolkata - 700 001, (India)  
Phone : (91)(033) 2222-5329/5314/5209  
E-mail : bhavsar.k@balmerlawrie.com  
CIN : L15492WB1924GOI004835

Date: 24<sup>th</sup> June, 2020

The Secretary,  
National Stock Exchange of India Ltd.  
Exchange Plaza  
Bandra-Kurla Complex  
Bandra (E),  
Mumbai – 400 051  
Company Code : **BALMLAWRIE**

The Secretary,  
BSE Ltd.  
Phiroze Jeejeebhoy Towers  
Dalal Street  
Mumbai- 400001  
Company Code : **523319**

Dear Sir(s),

Sub: Declaration pursuant to Reg. 33(3)(d) of SEBI (Listing Obligations and Disclosure Requirements) Regulations, 2015 (as amended) w.r.t statutory Auditor's Report


Pursuant to SEBI (Listing Obligations and Disclosure Requirements) Regulations, 2015 and in compliance with Circular CIR/CFD/CMD/56/2016 dated 27th May, 2016, it is hereby declared and confirmed that Statutory Auditor's Report on Annual Financial Results and Annual Financial Statement of the Company for the financial year ended 31<sup>st</sup> March, 2020 is containing unmodified opinion.

Kindly take the above information on record.

Thanking You,

Yours faithfully,

For Balmer Lawrie & Co. Ltd.

  
Sandip Das

Director (Finance) & CFO



**INDEPENDENT AUDITOR'S REPORT  
OF  
BALMER LAWRIE & COMPANY LIMITED**

To  
The Members of  
Balmer Lawrie & Company Limited

**Report on the Audit of Standalone Financial Statements**


**Opinion**

We have audited the standalone financial statements of **Balmer Lawrie & Company Limited** ("the Company"), which comprise the balance sheet as at 31st March 2020, and the statement of Profit and Loss (including Other Comprehensive Income), the statement of changes in equity and the statement of cash flows for the year then ended, and notes to the standalone financial statements, including a summary of significant accounting policies and other explanatory information in which are included the returns for the year ended on that date audited by the branch auditors of the Company's branches located at Northern, Southern and Western Region of the country.

In our opinion and to the best of our information and according to the explanations given to us, the aforesaid standalone financial statements give the information required by the Companies Act, 2013 ("the Act") in the manner so required and give a true and fair view in conformity with the Indian Accounting Standards prescribed under section 133 of the Act read with the Companies (Indian Accounting Standards) Rules, 2015, as amended, ("Ind AS") and other accounting principles generally accepted in India, of the state of affairs of the Company as at March 31, 2020, the profit and total comprehensive income, changes in equity and its cash flows for the year ended on that date.

**Basis for Opinion**


We conducted our audit of the standalone financial statements in accordance with the Standards on Auditing ("SA"s) specified under section 143(10) of the Act. Our responsibilities under those Standards are further described in the Auditor's Responsibilities for the Audit of the Standalone Financial Statements section of our report. We are independent of the Company in accordance with the Code of Ethics issued by the Institute of Chartered Accountants of India ("ICAI") together with the ethical requirements that are relevant to our audit of the standalone financial statements under the provisions of the Act and the Rules made thereunder, and we have fulfilled our other ethical responsibilities in accordance with these requirements and the ICAI's Code of Ethics. We believe that the audit evidence obtained by us is sufficient and appropriate to provide a basis for our audit opinion on the standalone financial statements.



## Key Audit Matters

Key audit matters are those matters that, in our professional judgment, were of most significance in our audit of the standalone financial statements of the current period. These matters were addressed in the context of our audit of the standalone financial statements as a whole, and in forming our opinion thereon, and we do not provide a separate opinion on these matters. We have determined the matters described below to be the key audit matters to be communicated in our report:

Sl. No	Key Audit Matter	Auditor's Response
1.	<p><b>Adoption of Ind AS 116 Leases</b></p> <p>The Company has adopted Ind AS 116 Leases (Ind AS 116) in the current year, as mentioned in Note No. 1.15 &amp; Note No. 41 to the standalone financial statements. There is a complexity in application and transition to this accounting standard and since the Company has a large number of leases with different contractual terms, it is an area of focus in our audit. Accordingly, it has been determined as a key audit matter.</p> <p>Ind AS 116 introduces a new lease accounting model, wherein lessees are required to recognise a right-of-use (ROU) asset and a lease liability arising from a lease on the balance sheet.</p> <p>The lease liabilities are initially measured by discounting future lease payments during the lease term as per the contract/ arrangement.</p> <p>Adoption of the standard involves significant judgements and estimates including, determination of the discount rates and the lease term.</p> <p>Additionally, the standard mandates detailed disclosures in respect of transition. (Refer Note No. 41 to the standalone financial statements).</p>	<p>Our audit procedures on adoption of Ind AS 116 include:</p> <ul style="list-style-type: none"> <li>• Assessed and tested new processes and controls in respect of the lease accounting standard (Ind AS 116);</li> <li>• Assessed the Company's evaluation on the identification of leases based on the contractual agreements and our knowledge of the business;</li> <li>• Verified the lease contracts as made available to us on sample basis and tested the value of lease, tenure of lease, escalation clause thereon and the restatement methodology adopted by the Company;</li> <li>• Evaluated the reasonableness of the discount rates applied in determining the lease liabilities;</li> <li>• Assessed the transition approach used by the Company, carve out provisions adopted for short term leases and leases of low value assets, accounting policy adopted for recognition, measurement and disclosure of lease payments, recognition of ROU Assets and Lease Liability, recognition of income and expense in the Statements of Profit &amp; Loss;</li> <li>• Assessed and tested the presentation and disclosures relating to Ind AS 116 including, disclosures relating to transition.</li> </ul>
2.	<p><b>Evaluation of uncertain tax positions</b></p> <p>The Company has tax matters under dispute which involves judgment to determine the possible outcome of these disputes. [Refer Note No.42.2(a) to the standalone financial statement read with its annexure "A"]</p>	<p>We obtained the details of assessment orders to the extent available regarding those assessments for which disputes are continuing and being disclosed as contingent liability from management. We involved our expertise to estimate the possible outcome of</p>




		the disputes. Our experts considered the assessment orders and other rulings in evaluating management's position on these uncertain tax positions to evaluate whether any change was required to management's position on these uncertainties.
3.	<p><b>Debtors Due for More than Three years and Credit Balance in Sundry Debtors Accounts (Unallocated Receipts)</b></p> <p>The company has credit balance in some customer accounts across all Strategic Business Unit (SBU's). The credit balance in these customer accounts are due to either of the following reasons:</p> <ul style="list-style-type: none"> <li>• Amount lying in the nature of advance in the customer account;</li> <li>• Amount credited to customer account but the same could not be tracked/linked with any sales invoice.</li> <li>• Non-reconciliation of these balances in the absence of customer's confirmation resulting in the credit balances lying for long periods</li> </ul>	<p>We have checked the debtor's ageing schedule of the SBU's. The authority is regularly following up on the realisation of the same. As is evident from the ageing schedule dues do exist for more than three years against which provision has been made in the accounts.</p> <p>We, during the course of our examination have also checked the unadjusted advances from customers for more than three years and also the credit balances lying in customers' accounts on account of unmatched invoices (unallocated receipts). Some of the advances lying unadjusted for more than three years have been written back during the course of audit. In some cases, the management is in the process of reconciliation with the respective parties and hence the process of write back has been kept in abeyance.</p> <p>It is observed that though letters seeking confirmations are sent, the response has been poor. Steps should be taken to get the confirmations from customers. In addition to practice of seeking confirmation annually, the Company should get confirmation through the sales team on a periodical basis also.</p> <p>The management has to strengthen the internal control process of reconciling the balances of the debtors and to adjust the unallocated receipts on a periodical basis.</p>

### Emphasis of Matter

We draw attention to the following matters in the Notes to the standalone financial statements, which describe the uncertainty related to the outcome.

- a) Note No. 42.7 which states that trade receivables, loans and advances and deposits for which confirmations are not received from the parties are subject to reconciliation and consequential adjustments on determination/ receipt of such confirmation.



- b) Note No.42.32 which describes the management's assessment of the impact of uncertainties related to COVID 19 pandemic and its consequential effects on the business operations of the Company.
- c) Note No. 23: "Other Trade Payable" includes the sundry creditor for expenses amounting to Rs.322.57 Lakhs (P.Y. Rs.326.75 Lakhs) of E&P Division, Kolkata, which are lying unpaid since long, as the matter is under litigation.

Our opinion is not modified in respect of the above matters.

#### **Information Other than the Financial Statements and Auditor's Report Thereon**

The Company's Board of Directors is responsible for the other information. The other information comprises the information included in the Management Discussion and Analysis, Board's Report including Annexures to Board's Report, Business Responsibility Report, Corporate Governance Report, and Shareholder Information, but does not include the standalone financial statements and our auditor's report thereon.

Our opinion on the standalone financial statements does not cover the other information and we do not express any form of assurance conclusion thereon.

In connection with our audit of the standalone financial statements, our responsibility is to read the other information and, in doing so, consider whether the other information is materially inconsistent with the standalone financial statements or our knowledge obtained during the course of our audit or otherwise appears to be materially misstated.


If, based on the work we have performed, we conclude that there is a material misstatement of this other information, we are required to report that fact. We have nothing to report in this regard.

#### **Responsibility of Management and those Charged with Governance for the standalone Financial Statements**

The Company's Board of Directors is responsible for the matters stated in section 134(5) of the Act with respect to the preparation of these standalone financial statements that give a true and fair view of the financial position, financial performance, including other comprehensive income, changes in equity and cash flows of the Company in accordance with the Ind AS and other accounting principles generally accepted in India. This responsibility also includes maintenance of adequate accounting records in accordance with the provisions of the Act for safeguarding the assets of the Company and for preventing and detecting frauds and other irregularities; selection and application of appropriate accounting policies; making judgments and estimates that are reasonable and prudent; and design, implementation and maintenance of adequate internal financial controls, that were operating effectively for ensuring the accuracy and completeness of the accounting records, relevant to the preparation and presentation of the standalone financial statements that give a true and fair view and are free from material misstatement, whether due to fraud or error.

In preparing the standalone financial statements, management is responsible for assessing the Company's ability to continue as a going concern, disclosing, as applicable, matters related to going concern and using the going concern basis of accounting unless management either intends to liquidate the Company or to cease operations, or has no realistic alternative but to do so.

The Board of Directors are responsible for overseeing the Company's financial reporting process.




## Auditor's responsibilities for the Audit of Standalone Financial Statements

Our objectives are to obtain reasonable assurance about whether the standalone financial statements as a whole are free from material misstatement, whether due to fraud or error, and to issue an auditor's report that includes our opinion. Reasonable assurance is a high level of assurance, but is not a guarantee that an audit conducted in accordance with SAs will always detect a material misstatement when it exists. Misstatements can arise from fraud or error and are considered material if, individually or in the aggregate, they could reasonably be expected to influence the economic decisions of users taken on the basis of these standalone financial statements.

As part of an audit in accordance with SAs, we exercise professional judgment and maintain professional skepticism throughout the audit. We also:

- Identify and assess the risks of material misstatement of the standalone financial statements, whether due to fraud or error, design and perform audit procedures responsive to those risks, and obtain audit evidence that is sufficient and appropriate to provide a basis for our opinion. The risk of not detecting a material misstatement resulting from fraud is higher than for one resulting from error, as fraud may involve collusion, forgery, intentional omissions, misrepresentations, or the override of internal control.
- Obtain an understanding of internal financial control relevant to the audit in order to design audit procedures that are appropriate in the circumstances. Under section 143(3)(i) of the Companies Act, 2013, we are also responsible for expressing our opinion on whether the Company has adequate internal financial controls system in place and the operating effectiveness of such controls.
- Evaluate the appropriateness of accounting policies used and the reasonableness of accounting estimates and related disclosures made by management.
- Conclude on the appropriateness of management's use of the going concern basis of accounting and, based on the audit evidence obtained, whether a material uncertainty exists related to events or conditions that may cast significant doubt on the Company's ability to continue as a going concern. If we conclude that a material uncertainty exists, we are required to draw attention in our auditor's report to the related disclosures in the standalone financial statements or, if such disclosures are inadequate, to modify our opinion. Our conclusions are based on the audit evidence obtained up to the date of our auditor's report. However, future events or conditions may cause the Company to cease to continue as a going concern.
- Evaluate the overall presentation, structure and content of the standalone financial statements, including the disclosures, and whether the standalone financial statements represent the underlying transactions and events in a manner that achieves fair presentation.

Materiality is the magnitude of misstatements in the standalone financial statements that, individually or in aggregate, makes it probable that the economic decisions of a reasonably knowledgeable user of the standalone financial statements may be influenced. We consider quantitative materiality and qualitative factors in (i) planning the scope of our audit work and in evaluating the results of our work; and (ii) to evaluate the effect of any identified misstatements in the standalone financial statements.



We communicate with those charged with governance regarding, among other matters, the planned scope and timing of the audit and significant audit findings, including any significant deficiencies in internal financial control that we identify during our audit.

We also provide those charged with governance with a statement that we have complied with relevant ethical requirements regarding independence, and to communicate with them all relationships and other matters that may reasonably be thought to bear on our independence, and where applicable, related safeguards.

From the matters communicated with those charged with governance, we determine those matters that were of most significance in the audit of the standalone financial statements of the current period and are therefore the key audit matters. We describe these matters in our auditor's report unless law or regulation precludes public disclosure about the matter or when, in extremely rare circumstances, we determine that a matter should not be communicated in our report because the adverse consequences of doing so would reasonably be expected to outweigh the public interest benefits of such communication.

### Other Matter

We did not audit the financial statements/ information of branches situated in Northern, Western and Southern regions included in the standalone financial statements of the Company whose financial statements/financial information reflect total assets of **Rs.1,05,740.70 Lakhs** as at 31st March 2020 and the total revenue of **Rs.1,21,828.83 Lakhs** for the year ended on that date, as considered in the standalone financial statements/information of these branches have been audited by the branch auditors whose reports have been furnished to us, and our opinion in so far as it relates to the amounts and disclosures included in respect of branches, is based solely on the report of such branch auditors.

Our opinion is not modified in respect of the above matter.

### Report on Other Legal and Regulatory requirements

1. As required under section 143(5) of the of the Companies Act, 2013, we give in the **Annexure-A**, a Statement on the Direction issued by the Comptroller and Auditor General of India after complying the suggested methodology of Audit, the action taken thereon and its impact on the accounts and financial statements of the Company.
2. As required by the Companies (Auditor's Report) Order, 2016 ("the Order"), issued by the Central Government of India in terms of sub-section (11) of section 143 of the Companies Act, 2013, we give in the **Annexure-B**, a statement on the matters specified in paragraphs 3 and 4 of the Order, to the extent applicable to the Company.
3. As required by Section 143(3) of the Act, we report that:
  - a) We have sought and obtained all the information and explanations which to the best of our knowledge and belief were necessary for the purpose of our audit.
  - b) In our opinion proper books of account as required by law have been kept by the Company so far as appears from our examination of those books and proper returns adequate for the purposes of our audit have been received from the branches not visited by us.
  - c) The reports on the accounts of the branch offices of the Company audited under Section 143(8) of the Act by branch auditors have been sent to us and have been properly dealt with by us in preparing this report.



- d) The Balance Sheet, Statement of Profit and Loss including Other Comprehensive Income, Statement of Changes in Equity and Statement of Cash Flow dealt with by this Report are in agreement with the books of account and with the returns received from the branches not visited by us.
- e) In our opinion, the aforesaid standalone financial statements comply with the Indian Accounting Standards specified under Section 133 of the Act, read with relevant rules thereunder.
- f) The provisions of Section 164(2) of the Companies Act, 2013 are not applicable to Government Companies in terms of notification No. GSR 463(E) dated 5th June 2015 issued by the Ministry of Company Affairs, Government of India.
- g) With respect to the adequacy of the internal financial controls over financial reporting of the Company and the operating effectiveness of such controls, refer to our separate Report in **Annexure-C**. Our report expresses an unmodified opinion on the adequacy and operating effectiveness of the Company's internal financial controls over financial reporting.
- h) With respect to the other matters to be included in the Auditor's Report in accordance with Rule 11 of the Companies (Audit and Auditors) Rules, 2014, in our opinion and to the best of our information and according to the explanations given to us:
- i) As per records made available to us, the Company has disclosed the impact of pending litigations on its financial position in its notes & its annexures to the standalone financial statements - Refer Note 42.2 and its annexure "A" to the standalone financial statements.
- ii) The Company does not have any material foreseeable losses on long-term contracts including derivative contracts.
- iii) There has been no delay in transferring amounts, required to be transferred, to the Investor Education and Protection Fund by the Company.

For **B. K. SHROFF & CO.**  
**Chartered Accountants**  
Firm Registration No.: 302166E

*L. K. Shroff*

**(L. K. SHROFF)**  
**PARTNER**

Membership No. : 060742

UDIN: 20060742AAAABH2213

Place: Kolkata  
Date: 24<sup>th</sup> June, 2020





**Annexure – A to the Auditors' Report**

**DIRECTIONS/SUB-DIRECTIONS UNDER SECTION 143(5) OF THE COMPANIES ACT, 2013 ISSUED BY THE COMPTROLLER AND AUDITOR GENERAL OF INDIA TO THE INDEPENDENT AUDITORS OF BALMER LAWRIE & CO. LIMITED FOR CONDUCTING AUDIT OF ACCOUNTS FOR THE YEAR 2019-20.**

<b>CAG's Directions</b>	<b>Our Observation</b>	<b>Impact on Financial statements</b>
(1) Whether the Company has system in place to process all the accounting transactions through IT system?. If yes, the implications of processing of accounting transactions outside IT system on the integrity of the accounts along with the financial implications, if any, may be stated.	Yes, the accounting transactions of the Company for the year are processed through the IT system vide ERP (SAP accounting package) and as per the examination of records as provided to us, there are standalone intermediary software's to capture the transactions related to certain functions in certain SBU's (for example Mid Office software for Tours and Travel) and the transactions from these standalone software are posted in SAP for accounting purpose.	NIL
(2) Whether there is any restructuring of an existing Loan or cases of waiver/ write off of debt/loans/interests, etc. made by the lender to the company due to the company's inability to repay the loan? If yes, the financial impact may be stated.	As per the information and explanations given by the management, there is no restructuring of loan or cases of waiver/write off of debts/loans/interest etc made by a lender to the company during the year.	NIL
(3) Whether the fund received/receivable for specific scheme from Central/State agencies were properly accounted for/utilised as per its term and condition? List the case of deviation.	The company has been sanctioned a Grant – in –Aid of Rs.7.83 crores in earlier year from the Ministry of Food Processing Industries (MoFPI) for setting up integrated cold chain facilities at Rai, Haryana and Patalganga in Maharashtra. Against the same the company has been disbursed Rs.4.70 crores till 31.03.2020 for specified assets purchased [for Patalganga, Maharashtra] as according to the scheme document the fund is disbursed upon utilisation for specific purpose.	The accounting for the same has been done with regard to IND AS 20 "Accounting for Government Grants and Disclosure of Government Assistance". Accordingly, the same has been treated as deferred income to be apportioned over the useful life of the assets. During the current financial year, a sum of Rs.42.71 Lakhs has been credited to the income in the statement of profit and loss account based on the accounting standard.

Place: Kolkata  
Date: 24<sup>th</sup> June, 2020



For **B. K. SHROFF & CO.**  
**Chartered Accountants**  
Firm Registration No.: 302166E

*L. K. Shroff*  
**(L. K. SHROFF)**  
**PARTNER**

Membership No. : 060742

**UDIN: 20060742AAAABH2213**

## Annexure – B to the Auditors' Report


**Annexure referred to in paragraph (1) under the heading of "Report on Other Legal and Regulatory requirements" of our report of even date**

i. In respect of the Company's fixed assets:

- a. The Company has maintained proper records showing full particulars, including quantitative details and situation of fixed assets;
- b. The Company has a regular program of physical verification of its fixed assets in a phased manner which in our opinion is reasonable having regard to the size of the company and nature of its assets. As according to the policy of the company, plant & machinery items are verified every year and other items of fixed assets are verified in a phased manner over a period of 3 years which, in our opinion, is reasonable having regard to the size of the company and the nature of its assets.
- c. According to the information and explanations given to us, the records examined by us and based on the examination of the conveyance deeds / registered sale deed provided to us, we report that, the title deeds, comprising all the immovable properties of land and buildings which are freehold, are held in the name of the Company as at the balance sheet date, except as mentioned below. In respect of immovable properties of land and building, taken on lease and disclosed as fixed assets under ROU Assets in the standalone financial statements, the lease agreements are in the name of the Company, except as mentioned below.

Due to non – availability of the original title deeds in certain cases of immovable properties mentioned herein below, we are unable to comment whether the respective title/lease deeds are held in the name of the company;


Address of Immovable Property	Status of Document Received
Gopalpur holiday home vill - Gopalpur, Udayapur Mouza Gopalpur, Orissa	Certified Conveyance Deed and Photocopy Agreement
Balmer Lawrie & Co Ltd Village-Piyala Ballabgarh, vill-Asaoti, Dist-Faridabad	Photocopy of Agreement
Batra Centre 27, Ulsoor Road Bangalore-560042	Certified Copy of Sale Deed
Flat no.601 ,Sea Gull Cooperative Housing Society Ltd (B&C) Sherly Rajan Road, Rizvi Complex, Off Carter Road Bandra (West) Mumbai-400 061	Photocopy: Registration Receipt.
Sea Crest Cooperative Housing Society Ltd Plot No-63,64, Seven Bungalows, Jay Prakash Road, Versova Andheri (west) Mumbai- 400 061	Photocopy of Agreement
Flat No(s) 202, Mount Unique Co-op. Hsg Soc. Ltd. 25, Mount Mary Road, Bandra (West) Mumbai-400 050	Photocopy of Agreement
Flat No. 23A, Meherina Cooperative Housing Society Ltd. Plot No. C-51, Nepean Sea Road Mumbai-400 026	Photocopy of Agreement and Share Certificate



Address of Immovable Property	Status of Document Received
Flat at BL Housing Complex Plot No. 1-1 & 1-2, Sector 2, Phase II, Nerul, Navi Mumbai-400 706	Photo Copy of MOU with CIDCO
House No(s) H2 & H3, Bokadveera, Uran, Mumbai	Photocopy of Registered Agreement
Balmer Lawrie Grease and Lubricants Division, 149, Jackeria Bunder Road, Sewree (W) Mumbai-400 015	Survey Report and Photocopy of Agreement
Balmer Lawrie Industrial Packaging Division, 149, Jackeria Bunder Road, Sewree (W) Mumbai-400 015	
Balmer Lawrie Survey No 201/1, Sayli Village, Silvassa-396 230	Photocopy of Agreement
Balmer Lawrie Survey No 23/1/1, Khadoli Village, Silvassa-396 230	Photocopy of Agreement
Balmer Lawrie 5, J. N. Heredia Marg, Ballard Estate, Mumbai-400 001	Photocopy of Lease Agreement
Ground Floor, Sadashiv Sadan, Andheri (E), Mumbai-400 099	Photocopy of Agreement
Plot No. F-9/5, Additional Patalganga Industrial Area, Chawane, Taluka- Panvel, Raigad District, Maharashtra	Photocopy of Agreement
FCRR, C G R Road, Dhabitala, Kolkata	Documents not made available to us
Oil Instruction Road, Paharpur, Kolkata	Lease Term expired and applied for renewal
Grease Division P-43, Hide Road Extention, Kolkata-700 088	Certified Copy of Indenture
Scope Complex & Noida Housing Complex Buildings, not registered in the name of the company	Not registered in the name of the company




- ii. According to the information and explanation given to us the inventory of the Company except goods in transit has been physically verified during the year by the management. In our opinion, having regard to the nature and location of inventory, the frequency of verification is reasonable and no material discrepancies were noticed on such verification;
- iii. The Company, during the year, has not granted any loans, secured or unsecured to companies, firms or other parties covered in the register maintained under section 189 of the Companies Act 2013. Accordingly, clauses (iii) (a), (b) & (c) of the Order are not applicable to the company;
- iv. According to the information and explanations given to us, the Company, during the year, has not given any loans, guarantees, securities or made Investments which is required to be complied with the provisions of section 185 and 186 of the Companies Act, 2013;
- v. According to the information and explanation given to us, the company has not accepted any deposit from the public. Therefore, the provisions of clause (v) of the order are not applicable to the company;
- vi. We have broadly reviewed the cost record maintained by the Company in respect of the products of Grease and Lubricants, Industrial Packaging & Leather Chemicals where, pursuant to the Companies (Cost records and Audit) Rules, 2014 read with companies (Cost records and Audit) Amendment Rules, 2014 prescribed by the Central Government under section 148 of the Companies Act, 2013 and are of the opinion that, prima facie, the prescribed cost records have been maintained. We have, however, not made a detailed examination of the cost record with a view to determine whether they are accurate or complete. To the best of our knowledge and according to the information and explanations given to us, the central government has not prescribed the maintenance of cost records for any other product of the Company;
- vii. According to the information and explanations given to us and the records of the Company examined by us, in respect of statutory dues:
  - a. The Company has generally been regular in depositing undisputed statutory dues, including Provident Fund, Employees' State Insurance, Income Tax, Goods and Service Tax, Customs Duty, Cess and other material statutory dues applicable to it with the appropriate authorities;
  - b. The disputed statutory dues of Sales Tax, Service Tax and Central Excise aggregating to Rs.6,419.18 lakhs have not been deposited as mentioned in Note No.42.2(a) to the accounts read with annexure "A" showing the amounts involved and the forum where the dispute is pending;
- viii. The Company has not defaulted in repayment of dues to any financial institutions or Banks as at the Balance Sheet date and there is no debenture holder;
- ix. To the best of our knowledge and belief and according to the information and explanations given to us, no moneys has been raised by way of initial public offer or further public offer (including debt instruments) and no term loans obtained by the company during the year. Therefore, the provisions of clause (ix) of the order are not applicable to the company.
- x. According to the information and explanations given to us, during the year a fraud has been detected in Bangalore unit of the company to the tune of Rs.8.70 Lakhs for which action has already taken by the management and insurance claim has also been lodged with the insurance company under fidelity policy on 17.03.2020.
- xi. The provisions of section 197 of the Act read with schedule V to the Act does not apply to a Government company vide notification no. GSR 463 E dated 05 June 2015. Accordingly, the provisions of clause (xi) of the order are not applicable to the company.



- xii. The Company is not a Nidhi Company and hence reporting under clause (xii) of the Order are not applicable to the Company.
- xiii. According to the information and explanations provided to us and the records of the company examined by us, the Company has been able to comply with the requirements of Section 177 in respect of composition of Audit Committee. All transactions of the Company with related parties are in compliance with Section 188 of Companies Act, 2013 where applicable and the details have been disclosed in the standalone financial statement in Note No. 42.18 (i) and (ii) as required by the applicable accounting standard
- xiv. During the year under review the company has not made any preferential allotment on private placement of shares or fully or partly convertible debentures.
- xv. In our opinion and according to the information and explanations given to us, the company, during the year, has not entered into any non-cash transactions with directors or persons connected with him.
- xvi. The Company is not required to be registered under section 45-IA of the Reserve Bank of India Act, 1934.

Place: Kolkata  
Date: 24<sup>th</sup> June, 2020



For **B. K. SHROFF & CO.**  
**Chartered Accountants**  
Firm Registration No.: 302166E

*L. K. Shroff*

**(L. K. SHROFF)**  
**PARTNER**  
Membership No. : 060742  
UDIN: 20060742AAAABH2213

## **Annexure -C to the Auditors' Report**

### **Report on the Internal Financial Controls under Clause (i) of Sub-section 3 of Section 143 of the Companies Act, 2013 ("the Act")**

We have audited the internal financial controls over financial reporting of **Balmer Lawrie & Company Limited ("the Company")** as of March 31, 2020 in conjunction with our audit of the standalone financial statements of the Company for the year ended on that date.

#### **Management's Responsibility for Internal Financial Controls**

The Board of Directors of the Company is responsible for establishing and maintaining internal financial controls based on the internal control over financial reporting criteria established by the Company considering the essential components of internal control stated in the Guidance Note on Audit of Internal Financial Controls over Financial Reporting issued by the Institute of Chartered Accountants of India. These responsibilities include the design, implementation and maintenance of adequate internal financial controls that were operating effectively for ensuring the orderly and efficient conduct of its business, including adherence to respective company's policies, the safeguarding of its assets, the prevention and detection of frauds and errors, the accuracy and completeness of the accounting records, and the timely preparation of reliable financial information, as required under the Companies Act, 2013.

#### **Auditor's Responsibility**


Our responsibility is to express an opinion on the internal financial controls over financial reporting of the Company based on our audit. We conducted our audit in accordance with the Guidance Note on Audit of Internal Financial Controls Over Financial Reporting (the "Guidance Note") issued by the Institute of Chartered Accountants of India and the Standards on Auditing prescribed under Section 143(10) of the Companies Act, 2013, to the extent applicable to an audit of internal financial controls. Those Standards and the Guidance Note require that we comply with ethical requirements and plan and perform the audit to obtain reasonable assurance about whether adequate internal financial controls over financial reporting was established and maintained and if such controls operated effectively in all material respects.

Our audit involves performing procedures to obtain audit evidence about the adequacy of the internal financial controls system over financial reporting and their operating effectiveness. Our audit of internal financial controls over financial reporting included obtaining an understanding of internal financial controls over financial reporting, assessing the risk that a material weakness exists, and testing and evaluating the design and operating effectiveness of internal control based on the assessed risk. The procedures selected depend on the auditor's judgement, including the assessment of the risks of material misstatement of the standalone financial statements, whether due to fraud or error.

We believe that the audit evidence we have obtained is sufficient and appropriate to provide a basis for our audit opinion on the internal financial controls system over financial reporting of the Company.

#### **Meaning of Internal Financial Controls over Financial Reporting**

A company's internal financial control over financial reporting is a process designed to provide reasonable assurance regarding the reliability of financial reporting and the preparation of financial statements for external purposes in accordance with generally accepted accounting principles. A company's internal financial control over financial reporting includes those policies and procedures that (1) pertain to the maintenance of records that, in reasonable detail, accurately and fairly reflect the transactions and dispositions of the assets of the company; (2) provide reasonable assurance that transactions are



recorded as necessary to permit preparation of financial statements in accordance with generally accepted accounting principles, and that receipts and expenditures of the company are being made only in accordance with authorisations of management and directors of the company; and (3) provide reasonable assurance regarding prevention or timely detection of unauthorised acquisition, use, or disposition of the company's assets that could have a material effect on the standalone financial statement

### Limitations of Internal Financial Controls over Financial Reporting

Because of the inherent limitations of internal financial controls over financial reporting, including the possibility of collusion or improper management override of controls, material misstatements due to error or fraud may occur and not be detected. Also, projections of any evaluation of the internal financial controls over financial reporting to future periods are subject to the risk that the internal financial control over financial reporting may become inadequate because of changes in conditions, or that the degree of compliance with the policies or procedures may deteriorate.

### Opinion

In our opinion and to the best of our information and according to the explanations given to us, the Company has, in all material respects, an adequate internal financial controls system over financial reporting. Though certain areas require further strengthening, it does not have any material effect on the internal financial controls. The internal financial controls over financial reporting were operating effectively as at March 31, 2020, based on the internal control over financial reporting criteria established by the Company considering the essential components of internal control stated in the Guidance Note on Audit of Internal Financial Controls over Financial Reporting issued by the Institute of Chartered Accountants of India.

For **B. K. SHROFF & CO.**  
**Chartered Accountants**  
Firm Registration No.: 302166E

Place: Kolkata  
Date: 24<sup>th</sup> June, 2020



*L. K. Shroff*  
**(L. K. SHROFF)**  
**PARTNER**  
Membership No. : 060742  
UDIN: 20060742AAAABH2213

(₹ In Lakhs)

Particulars	Note No	As at 31st March 2020	As at 31st March 2019
<b>ASSETS</b>			
<b>(1) Non-Current Assets</b>			
(a) Property, Plant and Equipment	2	48,084.22	39,667.82
(b) Right of Use Assets	3	8,176.98	-
(c) Capital work-in-progress		2,357.25	11,694.48
(d) Investment Properties	4	108.53	111.39
(e) Intangible assets	5	275.37	391.08
(f) Intangible assets under development		7.00	-
<b>(g) Financial Assets</b>			
(i) Investments	6	12,950.38	14,006.80
(ii) Loans	7	217.62	420.89
(iii) Others	8	69.41	84.81
(h) Non Financial Assets- Others	10	1,131.42	4,449.49
<b>Total Non Current Assets</b>		<b>73,378.18</b>	<b>70,826.76</b>
<b>(2) Current Assets</b>			
(a) Inventories	11	14,505.70	14,293.31
<b>(b) Financial Assets</b>			
(i) Trade Receivables	12	27,295.73	27,619.22
(ii) Cash & cash equivalents	13	2,150.15	4,707.05
(iii) Other Bank Balances	14	42,995.00	39,071.11
(iv) Loans	15	1,243.71	2,030.50
(v) Others	16	20,169.97	24,775.38
(c) Non Financial Assets- Others	17	6,608.27	5,001.39
<b>Total Current Assets</b>		<b>1,14,968.53</b>	<b>1,17,497.96</b>
<b>Total Assets</b>		<b>1,88,346.71</b>	<b>1,88,324.72</b>
<b>EQUITY AND LIABILITIES</b>			
<b>Equity</b>			
(a) Equity Share Capital	18	17,100.38	11,400.25
(b) Other Equity	19	1,14,866.36	1,18,620.19
<b>Total Equity</b>		<b>1,31,966.74</b>	<b>1,30,020.44</b>
<b>LIABILITIES</b>			
<b>(1) Non-Current Liabilities</b>			
<b>(a) Financial Liabilities</b>			
(i) Borrowings	20	854.14	1,060.94
(ii) Lease Liabilities		1,329.26	-
(iii) Other Financial Liabilities	20	15.19	5.42
(b) Provisions	21	4,321.66	4,014.48
(c) Deferred Tax Liabilities (net)	9	1,059.02	919.24
(d) Non Financial liabilities-Others	22	12.76	4.89
<b>Total Non Current Liabilities</b>		<b>7,592.03</b>	<b>6,004.97</b>
<b>(2) Current Liabilities</b>			
<b>(a) Financial Liabilities</b>			
(i) Borrowings	23	152.99	93.00
(ii) Lease Liabilities		1,005.86	-
(iii) Trade Payables			
(A) Total outstanding dues of micro enterprises and small enterprises	23	328.26	324.16
(B) Total outstanding dues of creditors other than micro enterprises and small enterprises	23	21,457.21	26,981.50
(iv) Other Financial Liabilities	24	12,706.62	11,257.40
(b) Non Financial Liabilities-Others	25	9,782.45	9,213.87
(c) Provisions	26	1,664.93	1,638.56
(d) Current Tax Liabilities (net)	27	1,689.62	2,790.79
<b>Total Current Liabilities</b>		<b>48,787.94</b>	<b>52,299.30</b>
<b>Total Equity and Liabilities</b>		<b>1,88,346.71</b>	<b>1,88,324.72</b>

Summary of significant accounting policies

The accompanying notes are integral part of the financial statements.

1

This is the Balance Sheet referred to in our report of even date.  
As per our report attached

For B.K. Shroff & Co  
Chartered Accountants  
Firm Registration No. 302166E

CA. L. K. Shroff  
Partner  
Membership No. 060742  
Kolkata, 24th June, 2020



*[Signature]*  
Chairman &  
Managing Director

*[Signature]*  
Director(Finance)  
& Chief Financial  
Officer

*[Signature]*  
Directors

*[Signature]*  
Secretary

*[Handwritten Signature]*



BALMER LAWRIE & CO. LIMITED  
Statement of Profit and Loss for the year ended 31st March 2020

(₹ in Lakhs)

	Note No.	For the year ended 31 March 2020	For the year ended 31 March 2019
<b>Income</b>			
I Revenue from Operations	28	1,52,976.97	1,77,520.27
II Other Income	29	8,239.17	7,855.06
III <b>Total Income (I+II)</b>		<b>1,61,216.14</b>	<b>1,85,375.33</b>
<b>Expenses</b>			
IV Cost of materials consumed & services rendered	30	90,662.82	1,10,529.72
Purchase of stock-in-trade	31	2,075.61	329.45
Changes in inventories of work-in-progress, stock-in-trade and finished goods	32	(506.63)	343.82
Employee Benefits Expenses	33	21,411.98	21,247.08
Finance costs	34	798.67	555.74
Depreciation and amortisation expense	35	4,190.77	2,671.90
Other expenses	36	19,338.71	21,687.14
<b>Total Expenses (IV)</b>		<b>1,37,971.93</b>	<b>1,57,364.85</b>
V <b>Profit before exceptional items and Tax (III-IV)</b>		<b>23,244.21</b>	<b>28,010.48</b>
VI Exceptional Items		-	-
VII <b>Profit before Tax (V-VI)</b>		<b>23,244.21</b>	<b>28,010.48</b>
VIII Tax expense			
(1) Current Tax	37	5,167.55	8,736.17
(2) Deferred Tax	37	359.25	424.13
IX <b>Profit for the period from Continuing Operations (VII-VIII)</b>		<b>17,717.41</b>	<b>18,850.18</b>
X Profit from Discontinued Operations		-	-
XI Tax expense of Discontinued Operations		-	-
XII <b>Profit from Discontinued Operations (after tax) (X-XI)</b>		<b>-</b>	<b>-</b>
XIII <b>Profit for the period (IX+XII)</b>		<b>17,717.41</b>	<b>18,850.18</b>
XIV <b>Other Comprehensive Income</b>	38		
A i) Items that will not be reclassified to profit and loss		(872.01)	(925.66)
ii) Income tax relating to items that will not be reclassified to profit or loss		219.47	323.46
B i) Items that will be reclassified to profit or loss		-	-
ii) Income tax relating to items that will be reclassified to profit or loss		-	-
XV <b>Total Comprehensive Income for the period (XIII+XIV) (Comprising Profit and Other Comprehensive Income for the period)</b>		<b>17,064.87</b>	<b>18,247.98</b>
XVI <b>Earnings per equity share (for continuing operations):</b>	39		
(1) Basic (₹)		10.36	11.02
(2) Diluted (₹)		10.36	11.02
XVII <b>Earnings per equity share (for discontinued operation):</b>			
(1) Basic (₹)		-	-
(2) Diluted (₹)		-	-
XVIII <b>Earnings per equity share (for discontinued &amp; continuing operations):</b>			
(1) Basic (₹)		10.36	11.02
(2) Diluted (₹)		10.36	11.02

Summary of significant accounting policies

The accompanying notes are integral part of the financial statements.  
This is the statement of Profit and Loss referred to in our report of even date.

As per our report attached

For B.K. Shroff & Co  
Chartered Accountants  
Firm Registration No. 302166E

*B.K. Shroff*


CA. L. K. Shroff  
Partner  
Membership No. 060742  
Kolkata, 24th June, 2020

*[Signature]*  
Chairman &  
Managing Director

*[Signature]*  
Director(Finance)  
& Chief Financial  
Officer

*[Signature]*  
Directors

*[Signature]*  
Secretary



(₹ in Lakhs)


Particulars		For the year ended 31 March 2020	For the year ended 31 March 2019
<b>Cash flow from Operating Activities</b>			
Net profit before tax		23,244.21	28,010.48
<b>Adjustments for:</b>			
Depreciation and Amortisation		4,190.77	2,671.90
Impairment of Assets		-	19.36
Write off/Provision for doubtful trade receivables (Net)		(147.39)	(102.95)
Write off/Provision for Inventories (Net)		(0.53)	45.80
Other Write off/Provision (Net)		2,128.04	300.82
(Gain)/ Loss on sale of fixed assets (Net)		(19.22)	(6.02)
(Gain)/ Loss on disposal/ sale of Investments (Net)		-	(634.49)
Interest income		(2,595.58)	(2,831.30)
Dividend Income		(3,159.97)	(2,445.75)
Finance costs		798.67	555.74
<b>Operating Cash Flows before working capital changes</b>		<b>24,439.00</b>	<b>23,583.59</b>
<b>Changes in operating assets and liabilities (working capital changes)</b>			
(Increase)/Decrease in trade receivables		470.88	(388.94)
(Increase)/Decrease in non current assets		(4,901.18)	(743.02)
(Increase)/Decrease in inventories		(211.86)	(675.79)
(Increase)/Decrease in other short term financial assets		5,375.37	4,103.12
(Increase)/Decrease in other current assets		(1,703.15)	359.03
Increase/(Decrease) in trade payables		(7,510.42)	(3,017.84)
Increase/(Decrease) in long term provisions		307.18	237.00
Increase/(Decrease) in short term provisions		(540.32)	532.03
Increase/(Decrease) in other liabilities		2,085.04	927.00
Increase/(Decrease) in other current liabilities		5,574.43	(734.27)
<b>Cash flow generated from operations</b>		<b>23,384.97</b>	<b>26,181.52</b>
Income taxes paid (Net of refunds)		(6,268.72)	8,723.57
<b>Net Cash generated from Operating Activities</b>	<b>A</b>	<b>17,116.25</b>	<b>17,465.09</b>
<b>Cash flow from Investing Activities</b>			
Purchase/ Construction of Property, Plant and Equipment		(4,581.85)	13,210.81
Purchase of Investments		-	1,110.39
Proceeds on sale of Property, Plant and Equipment		51.20	55.17
Proceeds on disposal/ sale of Investments		-	1,031.71
Bank deposits (having original maturity of more than three months) (Net)		(3,827.62)	4,724.17
Interest received		2,595.58	2,831.30
Dividend received		3,159.97	2,445.75
<b>Net Cash (used in)/ generated from Investing Activities</b>	<b>B</b>	<b>(2,602.72)</b>	<b>14,212.35</b>
<b>Cash flow from Financing Activities</b>			
Proceeds from borrowings		59.99	3.11
Repayment of borrowings		(250.00)	125
Dividend paid (including tax on dividend)		(15,022.30)	13,145.17
Loans taken		-	1.12
Loans given		-	12
Repayment of lease liabilities		(1,059.45)	-
Finance costs		(798.67)	555.74
<b>Net Cash (used in)/ generated from Financing Activities</b>	<b>C</b>	<b>(17,070.43)</b>	<b>14,511.11</b>
<b>Net Increase/(Decrease) in cash and cash equivalents (A+B+C)</b>		<b>(2,556.90)</b>	<b>352.25</b>
Cash and Cash Equivalents at the beginning of the year		4,707.05	5,351.17
Cash and Cash Equivalents at the end of the year		2,150.15	4,777.33
<b>Movement in cash balance</b>		<b>(2,556.90)</b>	<b>352.25</b>
<b>Reconciliation of Cash and Cash Equivalents as per cash flow statement</b>			
Cash and Cash Equivalents as per above comprise of the following:			
Cash in hand		9.29	3.73
Balance with banks in current accounts		2,140.86	4,773.60
		<b>2,150.15</b>	<b>4,777.33</b>

As per our report attached

For B.K. Shroff & Co  
Chartered Accountants  
Firm Registration No. 302166E

CA. L. K. Shroff  
Partner  
Membership No. 060742

Kolkata, 24th June, 2020



*[Signature]*

Chairman &  
Managing Director

Director(Finance)  
& Chief Financial  
Officer

Directors

Secretary

*[Handwritten signature]*

*[Handwritten signature]*

Balmer Lawrie & Co. Ltd.  
Statement of Changes in Equity for the year ended 31st March 2020

A. Equity Share Capital

Particulars	₹ in Lakhs		
	Balance at the beginning of the reporting period	Bonus shares issued during the year	Balance at the end of reporting period
Equity Share Capital	11,400.25	5,700.13	17,100.38

B. Other Equity

	Reserves and Surplus				Total
	Securities Premium	General Reserve	Retained Earnings	Other Comprehensive Income (OCI) Reserve	
Balance as at 1 April 2018	3,626.77	35,603.82	74,713.24	242.06	1,14,185.89
Profit for the year	-	-	18,247.98	-	18,247.98
Bonus shares issued	-	-	-	-	-
Dividends paid	-	-	(11,400.26)	-	(11,400.26)
Dividend Tax paid	-	-	(2,413.43)	-	(2,413.43)
Transfers	-	-	-	-	-
Retained earnings adjustment	-	-	-	-	-
Remeasurement gain/(loss) during the year	-	-	602.20	(602.20)	-
Balance as at 31 March 2019	3,626.77	35,603.82	79,749.73	(360.14)	1,18,620.19
Balance as at 1 April 2019	3,626.77	35,603.82	79,749.73	(360.14)	1,18,620.19
Profit for the year	-	-	17,064.87	-	17,064.87
Bonus shares issued	-	(5,700.13)	-	-	(5,700.13)
Dividends paid	-	-	(12,540.29)	-	(12,540.29)
Dividend Tax paid	-	-	(2,578.28)	-	(2,578.28)
Transfers	-	-	-	-	-
Retained earnings adjustment	-	-	-	-	-
Remeasurement gain/(loss) during the year	-	-	652.54	(652.54)	-
Balance as at 31 March 2020	3,626.77	29,903.69	82,348.58	(1,012.68)	1,14,866.36

This is the Statement of Changes in Equity referred to in our report of even date.

As per our report attached

For B. K. Shroff & Co.  
Chartered Accountants  
Firm Registration No. 302166E

*B. K. Shroff*

CA. L. K. Shroff  
Partner  
Membership No. 060742  
Kolkata, 24th June, 2020

*[Signature]*

Chairman &  
Managing Director

*[Signature]*

Director (Finance)  
& Chief Financial  
Officer

*Arun Kumar*

*[Signature]*

Directors

*[Signature]*

Secretary



## GENERAL INFORMATION AND STATEMENT OF COMPLIANCE WITH IND AS

Balmer Lawrie & Co. Ltd. (the “Company”) is a Government of India Enterprise engaged in diversified business with presence in both manufacturing and service businesses. The Company is engaged in the business of Industrial Packaging, Greases & Lubricants, Leather Chemicals, Logistic Services and Infrastructure, Refinery & Oil Field and Travel & Vacation Services in India. The company is a Government company domiciled in India and is incorporated under the provisions of Companies Act applicable in India, its shares are listed on recognized stock exchange of India.

### Basis of Preparation

The standalone financial statements have been prepared in accordance with the Companies (Indian Accounting Standards) Rules 2015 as amended issued by Ministry of Corporate Affairs and other relevant provisions of the Companies Act, 2013. The Company has uniformly applied the accounting policies during the period presented. The Company's financial statements are prepared in accordance with and comply in all material aspects with Indian Accounting Standards (Ind AS). Unless otherwise stated, all amounts are stated in lacs of Rupees.

All assets and liabilities have been classified as current or non-current as per the Company's normal operating cycle and other criteria set out in the Schedule III to the Companies Act, 2013. Based on the nature of products and the time between the acquisition of assets for processing and their realisation in cash and cash equivalents, the company has ascertained its operating cycle as 12 months for the purpose of current / non-current classification of assets and liabilities.

The preparation of financial statements requires the use of accounting estimates which, by definition, may or may not equal the actual results. Management also needs to exercise judgement in applying the Company's accounting policies.

The Standalone financial statements for the year ended 31st March are authorised and approved for issue by the Board of Directors.

### 1. SUMMARY OF SIGNIFICANT ACCOUNTING POLICIES

The Standalone financial statements have been prepared using the accounting policies and measurement basis summarized below.

#### 1.1 Historical cost convention

The financial statements have been prepared on a historical cost basis, except for the following assets and liabilities which have been measured at fair value or revalued amount:

- Certain financial assets and liabilities, measured at fair value (refer accounting policy regarding financial instruments),
- Defined benefit plans, plan assets measured at fair value



## 1.2 Property, plant and equipment

Items of Property, plant and equipment are valued at cost of acquisition inclusive of any other cost attributable to bringing the same to their working condition. Property, plant and equipment manufactured /constructed in house are valued at actual cost of raw materials, conversion cost and other related costs.

Expenditure incurred during construction of capital projects including related pre-production expenses is treated as Capital Work-in- Progress and in case of transfer of the project to another body, the accounting is done on the basis of terms of transfer.

Machine Spares whose use is irregular is classified as Capital Spares. Such capital spares are capitalised as per Property, plant & equipment.

Gains or losses arising on the disposal of property, plant and equipment are determined as the difference between the disposal proceeds and the carrying amount of the assets and are recognized in profit or loss within 'other income' or 'other expenses' respectively.


Depreciation on Property, plant & equipment other than continuous process plant is provided on pro-rata basis following straight line method considering estimated useful life at 25 years, based on technical review by a Chartered Engineer. Depreciation on continuous process plant is as per Schedule II of the Companies Act, 2013.

Depreciation on certain Property, plant & equipment, which have been refurbished/ upgraded and put to further use are being depreciated on a pro rata basis considering their reassessed residual useful life which is not more than the life specified in Schedule II of the Companies Act, 2013.

Depreciation on tangible assets other than Property, plant and equipment is provided on pro-rata basis following straight line method over the estimated useful lives of the asset or over the lives of the assets prescribed under Schedule II of the Companies Act, 2013, whichever is lower. Based on internal review, the lower estimated useful lives of the following assets are found justifiable compared to the lives mentioned in Schedule II of the Companies Act 2013:

Asset category	Estimated useful life (in years)
Mobile Phones and Portable Personal Computers	2 years
Assets given to employees under furniture equipment scheme	5 years
Electrical items like air conditioners, fans, refrigerators etc.	7 years
Sofa, Photocopier, Fax machines, Motor Cars & Machine Spares	5 years

The residual values of all assets are taken as NIL.



## 1.3 Investment property

Property that is held for long-term rental yields or for capital appreciation or both, and that is not occupied by the Company, is classified as investment property. Investment property is measured initially at its cost, including related transaction costs and where applicable, borrowing costs. Subsequent expenditure is capitalised to the asset's carrying amount only when it is probable that future economic benefits associated with the expenditure will flow to the Company and the cost of the item can be measured reliably. All other repairs and maintenance costs are expensed when incurred.

**Significant Accounting Policies and other explanatory information to the Standalone financial statements for the year ended 31 March 2020**

When part of an investment property is replaced, the carrying amount of the replaced part is derecognised. Additionally, when a property given on rent is vacated and the managements intention is to use the vacated portion for the purpose of its own business needs, Investment Properties are reclassified as Buildings.

Investment properties are depreciated using the straight-line method over their estimated useful lives which is consistent with the useful lives followed for depreciating Property, Plant and Equipment.

#### **1.4 Financial Instruments**

##### *Recognition, initial measurement and derecognition*

Financial assets and financial liabilities are recognised when the Company becomes a party to the contractual provisions of the financial instrument and are measured initially at fair value adjusted by transaction costs, except for those carried at fair value through profit or loss (FVTPL) which are measured initially at fair value. Subsequent measurement of financial assets and financial liabilities is described below.

Financial assets are derecognized when the contractual rights to the cash flows from the financial asset expire, or when the financial asset and all substantial risks and rewards are transferred. A financial liability is derecognized when it is extinguished, discharged, cancelled or expires.

##### *Classification and subsequent measurement of financial assets*

For the purpose of subsequent measurement, financial assets are classified into the following categories upon initial recognition:

- Amortised cost
- financial assets at FVTPL

All financial assets except for those at FVTPL are subject to review for impairment.

##### *Amortised cost*

A financial asset shall be measured at amortised cost using effective interest rates if both of the following conditions are met:

- a) The financial asset is held within a business model whose objective is to hold financial assets in order to collect contractual cash flows; and
- b) The contractual terms of the financial asset give rise on specified dates to cash flows that are solely payments of principal and interest on the principal amount outstanding.

The Company's cash and cash equivalents, trade and most other receivables fall into this category of financial instruments.



**Significant Accounting Policies and other explanatory information to the Standalone financial statements for the year ended 31 March 2020**

A loss allowance for expected credit losses is recognised on financial assets carried at amortised cost. Expected loss on individually significant receivables are considered for impairment when they are past due and based on Company's historical counterparty default rates and forecast of macro-economic factors. Receivables that are not considered to be individually significant are segmented by reference to the industry and region of the counterparty and other shared credit risk characteristics to evaluate the expected credit loss. The expected credit loss estimate is then based on recent historical counterparty default rates for each identified segment. The Company has a diversified portfolio of trade receivables from its different segments. Every business segment of the Company has calculated provision using a single loss rate for its receivables using its own historical trends and the nature of its receivables. There are no universal expected loss percentages for the Company as a whole. The Company generally considers its receivables as impaired when they are 3 years past due. Considering the historical trends and market information, the Company estimates that the provision computed on its trade receivables is not materially different from the amount computed using expected credit loss method prescribed under Ind AS 109. Since the amount of provision is not material for the Company as a whole, no disclosures have been given in respect of expected credit losses.


Derivative financial instruments are carried at FVTPL.

### **1.5 Inventories**

- a) Inventories are valued at lower of cost or net realisable value. For this purpose, the basis of ascertainment of cost of the different types of inventories is as under –
- b) Raw materials & trading goods, stores & spare parts and materials for turnkey projects on the basis of weighted average cost.
- c) Work-in-progress on the basis of weighted average cost of raw materials and conversion cost upto the relative stage of completion where it can be reliably estimated.
- d) Finished goods on the basis of weighted average cost of raw materials, conversion cost and other related costs.
- e) Loose Tools are written-off over the economic life except items costing upto ₹ 10000 which are charged off in the year of issue.

### **1.6 Government grants**

- a) Grants from the government are recognised at their fair value where there is a reasonable assurance that the grant will be received and the Company will comply with all attached conditions.
- b) Government grants relating to income are deferred and recognised in the profit or loss over the period necessary to match them with the costs that they are intended to compensate and presented within other income.



**Significant Accounting Policies and other explanatory information to the Standalone financial statements for the year ended 31 March 2020**

- c) Government grants relating to the purchase of property, plant and equipment are included in non-current liabilities as deferred income and are credited to profit or loss on a straight-line basis over the expected lives of the related assets and presented within other income.

**1.7 Foreign currency translation**

**a) Functional and presentation currency**

Items included in the financial statements are measured using the currency of the primary economic environment in which the entity operates ('the functional currency'). The applicable functional and presentation currency is INR.

**b) Transactions and balances**

Foreign currency transactions are translated into the functional currency using the exchange rates at the dates of the transactions. Foreign exchange gains and losses resulting from the settlement of such transactions and from the translation of monetary assets and liabilities denominated in foreign currencies at year end exchange rates are generally recognised in profit or loss.

**1.8 Segment reporting**

Operating segments are reported in a manner consistent with the internal reporting provided to the chief operating decision maker.

The board of directors assesses the financial performance and position of the Company, and makes strategic decisions and have identified business segment as its primary segment.

**1.9 Provisions, Contingent liabilities and Capital commitments**

- a) Provision is recognised when there is a present obligation as a result of a past event and it is probable that an outflow of resources will be required to settle the obligation in respect of which a reliable estimate can be made. Provision amount are discounted to their present value where the impact of time value of money is expected to be material.
- b) Contingent liabilities are disclosed in respect of possible obligations that arise from past events but their existence is confirmed by the occurrence of one or more uncertain future events not wholly within the control of the Company.
- c) Contingent liabilities pertaining to various government authorities are considered only on conversion of show cause notices issued by them into demand.





### 1.10 Intangible assets

- a) Expenditure incurred for acquiring intangible assets like software costing ₹ 500,000 and above and license to use software per item of ₹ 25,000 and above, from which economic benefits will flow over a period of time, is amortised over the estimated useful life of the asset or five years, whichever is earlier, from the time the intangible asset starts providing the economic benefit.
- b) Brand value arising on acquisition are recognised as an asset and are amortised on a straight line basis over 10 years.
- c) Goodwill on acquisition is not amortised but tested for impairment annually.
- d) In other cases, the expenditure is charged to revenue in the year in which the expenditure is incurred.

### 1.11 Accounting for Research & Development

- a) Revenue Expenditure is shown under Primary Head of Accounts with the total of such expenditure being disclosed in the Notes.
- b) Capital expenditure relating to research & development is treated in the same way as other fixed assets.

### 1.12 Treatment of Grant / Subsidy

- a) Revenue grant/subsidy in respect of research & development expenditure is set off against respective expenditure.
- b) Capital grant/subsidy against specific fixed assets is set off against the cost of those fixed assets.
- c) When grant/ subsidy is received as compensation for extra cost associated with the establishment of manufacturing units or cannot be related otherwise to any particular fixed assets the grant/subsidy so received is credited to capital reserve. On expiry of the stipulated period set out in the scheme of grant/subsidy the same is transferred from capital reserve to general reserve.
- d) Revenue grant in respect of organisation of certain events is shown under Sundry Income and the related expenses there against under normal heads of expenditure.

### 1.13 Impairment of assets

An assessment is made at each Balance Sheet date to determine whether there is an indication of impairment of the carrying amount of the fixed assets. If any indication exists, an asset's recoverable amount is estimated. An impairment loss is recognised whenever the carrying amount of the asset exceeds the recoverable amount.



**Significant Accounting Policies and other explanatory information to the Standalone financial statements for the year ended 31 March 2020**

The recoverable amount of an asset or a cash-generating unit is the higher of its fair value less costs to sell and its value in use.

Value in use is the present value of the future cash flows expected to be derived from an asset or cash-generating unit using an appropriate discount factor.

#### **1.14 Income taxes**

Tax expense recognized in profit or loss comprises the sum of deferred tax and current tax not recognized in other comprehensive income or directly in equity.

Current tax is payable on taxable profit, which differs from profit or loss in the financial statements. Calculation of current tax is based on tax rates and tax laws that have been enacted or substantively enacted by the end of the reporting period.

Deferred income taxes are calculated using the liability method on temporary differences between the carrying amounts of assets and liabilities and their tax bases. However, deferred tax is not provided on the initial recognition of an asset or liability unless the related transaction is a business combination or affects tax or accounting profit. Deferred tax assets and liabilities are calculated, without discounting, at tax rates that are expected to apply to their respective period of realization, provided those rates are enacted or substantively enacted by the end of the reporting period.


Deferred tax asset ('DTA') is recognized for all deductible temporary differences, carry forward of unused tax credit and unused tax losses, to the extent that it is probable that taxable profit will be available against which deductible temporary difference, and the carry forward of unused tax credits and unused tax losses can be utilized or to the extent of taxable temporary differences except:

- Where the DTA relating to the deductible temporary difference arises from the initial recognition of an asset or liability in a transaction that is not a business combination; and at the time of the transaction, affects neither accounting profit nor taxable profit or loss.
- in respect of deductible temporary differences arising from investments in subsidiaries, branches and associates, and interests in joint arrangements, to the extent that, and only to the extent that, it is probable that the temporary difference will reverse in the foreseeable future; and taxable profit will be available against which the temporary difference can be utilized.

This is assessed based on the Company's forecast of future operating results, adjusted for significant non-taxable income and expenses and specific limits on the use of any unused tax loss or credit.

Changes in deferred tax assets or liabilities are recognised as a component of tax income or expense in profit or loss, except where they relate to items that are recognized in other comprehensive income or directly in equity, in which case the related deferred tax is also recognized in other comprehensive income or equity, respectively.

Deferred tax liabilities are not recognised for temporary differences between the carrying amount and tax bases of investments in subsidiaries, branches and associates and interest in joint



arrangements where the Company is able to control the timing of the reversal of the temporary differences and it is probable that the differences will not reverse in the foreseeable future.

## 1.15 Leases

### The Company as a lessee

The Company considers whether a contract is, or contains a lease. A lease is defined as 'a contract, or part of a contract, that conveys the right to use an asset (the underlying asset) for a period of time in exchange for consideration'. To apply this definition, the Company assesses whether the contract meets three key evaluations of whether:

- a) The contract contains an identified asset, which is either explicitly identified in the contract or implicitly specified by being identified at the time the asset is made available to the Company.
- b) The Company has the right to obtain substantially all of the economic benefits from use of the identified asset throughout the period of use, considering its rights within the defined scope of the contract.
- c) The Company has the right to direct the use of the identified asset throughout the period of use.

### Measurement and recognition of leases

At lease commencement date, the Company recognises a right-of-use asset and a lease liability. The right-of-use asset is measured at cost, which includes the initial measurement of the lease liability, any initial direct costs incurred by the Company, an estimate of any costs to dismantle and remove the asset at the end of the lease, and any lease payments made in advance of the lease commencement date (net of any incentives received).

The Company depreciates the right-of-use asset on a straight-line basis from the lease commencement date to the earlier of the end of the useful life of the right-of-use asset or the end of the lease term. The Company also assesses the right-of-use asset for impairment when any indicators exist.

At lease commencement date, the Company measures the lease liability at the present value of the lease payments unpaid at that date, discounted using the interest rate implicit in the lease if that rate is readily available or the Company's incremental borrowing rate. Lease payments included in the measurement of the lease liability are made up of fixed payments, variable payments based on an index or rate, amounts expected to be payable under a residual value guarantee and payments arising from options reasonably certain to be exercised.

Subsequent to the initial measurement, the liability will be reduced for payments made and increased for interest. It is remeasured to reflect any reassessment or modification, or if there are changes in fixed payments. When the lease liability is remeasured, the corresponding adjustment is reflected in the right-of-use asset, or profit and loss if the right-of-use asset is already reduced to zero.

The Company has elected to account for short-term leases i.e. for leases for period less than 12 months and leases of low-value i.e. value of leased asset which is less than ₹350000 using the practical expedients. Instead of recognising a right-of-use asset and lease liability, the payments in relation to these are recognised as an expense in profit or loss on a straight-line basis over the lease term. In the Balance Sheet, right-of-use assets have been disclosed under non-current assets and lease liabilities have been disclosed under financial liabilities.



## Significant Accounting Policies and other explanatory information to the Standalone financial statements for the year ended 31 March 2020

### **The Company as a lessor**

The Company classifies leases as either operating or finance leases. A lease is classified as a finance lease if the company transfers substantially all the risks and rewards incidental to ownership of the underlying asset to the lessee, and classifies it as an operating lease if otherwise.

**For the comparative information (i.e. till March 31, 2019) the Company followed the following accounting policy:**

#### *Finance leases*

Management applies judgment in considering the substance of a lease agreement and whether it transfers substantially all the risks and rewards incidental to ownership of the leased asset. Key factors considered include the length of the lease term in relation to the economic life of the asset, the present value of the minimum lease payments in relation to the asset's fair value, and whether the Company obtains ownership of the asset at the end of the lease term. Where the Company is a lessee in this type of arrangement, the related asset is recognized at the inception of the lease at the fair value of the leased asset or, if lower, the present value of the lease payments plus incidental payments, if any. A corresponding amount is recognized as a finance lease liability.

The assets held under finance leases are depreciated over their estimated useful lives or lease term, whichever is lower. The corresponding finance lease liability is reduced by lease payments net of finance charges. The interest element of lease payments represents a constant proportion of the outstanding capital balance and is charged to profit or loss, as finance costs over the period of the lease.

#### *Operating leases*

All other leases are treated as operating leases. Lease rentals for operating leases is recognised in Profit and loss on a straight-line basis over the lease term unless the rentals are structured to increase in line with expected general inflation to compensate for the expected inflationary cost increases.

### **1.16 Revenue recognition**


Revenue is measured as the fair value of consideration received or receivable, excluding Goods and Services tax.

#### *Sale of goods*

When the control over goods is transferred to the buyer and no significant uncertainty exists regarding the amount of consideration that is derived from the sale of goods.

#### *Services rendered*

- a) When control over the service rendered in full or part is recognized by the buyer and no significant uncertainty exists regarding the amount of consideration that is derived from rendering the services.
- b) In case of project activities: As per the percentage of completion method after progress of work to a reasonable extent for which control can be transferred to the buyer.



**Significant Accounting Policies and other explanatory information to the Standalone financial statements for the year ended 31 March 2020**

- c) In cases where the Company collects consideration on account of another party, it recognises revenue as the net amount retained on its own account.

*Other income*

- a) Interest on a time proportion basis using the effective Interest rate method
- b) Dividend from investments in shares on establishment of the Company's right to receive.
- c) Royalties are recognised on accrual basis in accordance with the substance of the relevant agreement
- d) Export incentives are recognised as income only at the time when there is no significant uncertainty as to its measurability and ultimate realisation.

For determining the transaction price, the Company measures the revenue in respect of each performance obligation of a contract at its relative standalone selling price.

The company accounts for volume discounts and pricing incentives to a buyer as a reduction of revenue based on the ratable allocation of the discounts/incentives to each of the underlying performance obligation that corresponds to the progress by the buyer towards earning the discount/ incentive.

Term of returns, refunds etc. are agreed with the buyers on a case to case basis upon mutually accepted terms and conditions. The impact of returns and refunds is negligible on the turnover of the company.

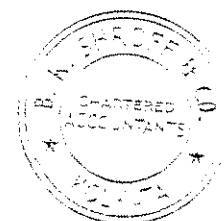
As a practical expedient, as given in Ind AS 115, the Company has not disclosed the remaining performance obligation related disclosures for contracts where the revenue recognized from the satisfaction of the performance obligation corresponds directly with the value to the customer of the entity's performance completed to date especially in relation to those contracts where invoicing is on time and material basis.

*Significant payment terms:*

Payment is generally received either in cash or based on credit terms. Credit terms are agreed to with the buyers and is generally in line with the respective industry standards.

**1.17 Borrowing Costs**

General and specific borrowing costs that are directly attributable to the acquisition, construction or production of a qualifying asset are capitalised during the period of time that is required to complete and prepare the asset for its intended use or sale. Qualifying assets are assets that necessarily take a substantial period of time to get ready for their intended use or sale. Other Borrowing Costs are recognised as expense in the period in which they are incurred.



## 1.18 Cash Flow Statement

Cash Flow Statement, as per Ind AS – 7, is prepared using the indirect method, whereby profit for the period is adjusted for the effects of transactions of a non-cash nature, any deferrals or accruals of past or future operating cash receipts or payments and items of income or expenses associated with investing or financing cash flows. The cash flows from operating, investing and financing activities of the company are segregated.

## 1.19 Employee Benefits

### (i) Short term obligations

Liabilities for wages and salaries including non-monetary benefits that are expected to be settled wholly within 12 months after the end of the period in which the employees render the related service are recognised at the amounts expected to be paid when the liabilities are settled. The liabilities are presented as current employee benefit obligation in balance sheet

### (ii) Post-employment obligations

#### Defined Contribution Plans

Provident Fund: the company transfers provident fund contributions to the trust registered for maintenance of the fund and has no further obligations on this account. These are recognised as and when they are due.

Superannuation Fund : the company contributes a sum equivalent to 8% of eligible employees' salary to the fund administered by the trustees and managed by Life Insurance Corporation of India (LIC) and has no further obligations on this account. These are recognised as and when they are due.

#### Defined Benefit Plans

Gratuity and Post Retirement Benefit plans – The defined benefit obligation is calculated annually by actuary using the projected unit credit method. Re-measurement gains and losses arising from experience adjustments and changes in actuarial assumptions are recognised in the period in which they occur, directly in other comprehensive income. They are included in retained earnings in the statement of changes in equity. Changes in present value of the defined benefit obligation resulting from plan amendments or curtailments are recognised immediately in profit or loss as past service cost.

### (iii) Other long term employee benefit obligations

The liabilities for leave encashment and long service awards are not expected to be settled wholly within 12 months after the end of the period in which the employees render the related service. They are measured annually by actuary using the projected unit credit method. Re-measurement as a result of experience adjustments and changes in actuarial assumptions are recognised in the period in which they occur in profit or loss.



### 1.20 Prior period Items

Material prior period items which arise in the current period as a result of error or omission in the preparation of prior period's financial statement are corrected retrospectively in the first set of financial statements approved for issue after their discovery by:

- a) restating the comparative amounts for the prior period(s) presented in which the error occurred; or
- b) If the error occurred before the earliest prior period presented, restating the opening balances of assets, liabilities and equity for the earliest prior period presented.
- c) Any items exceeding rupees twenty five lacs (₹25 Lacs) shall be considered as material prior period item.
- d) Retrospective restatement shall be done except to the extent that it is impracticable to determine either the period specific effects or the cumulative effect of the error. When it is impracticable to determine the period specific effects of an error on comparative information for one or more prior periods presented, the company shall restate the opening balances of assets, liabilities and equity for the earliest prior for which retrospective restatement is practicable (which may be the current period).

### 1.21 Earnings per share

Basic earnings per share are calculated by dividing the net profit or loss (excluding other comprehensive income) for the year attributable to equity shareholders by the weighted average number of equity shares outstanding during the year. The weighted average number of equity shares outstanding during the year is adjusted for events such as bonus issue, share splits or consolidation that have changed the number of equity shares outstanding without a change in corresponding change in resources. For the purpose of calculating diluted earnings per share, the net profit or loss (excluding other comprehensive income) for the year attributable to equity shareholders and the weighted average number of equity shares outstanding during the year are adjusted for the effects of dilutive potential equity shares.

For B. K. Shroff & Co.  
Chartered Accountants  
Firm Registration No. 302166E

CA. L. K. Shroff  
Partner  
Membership No. 060742  
Kolkata, 24th June, 2020



Chairman & Managing  
Director

Director (Finance)  
& Chief Financial  
Officer

Directors

Secretary

## Note No 2.

## Property, Plant and Equipment

(₹ in Lakhs)

Particulars	Property, Plant and Equipment												Total
	Land - Freehold	Land - Leasehold*	Building & Sidings	Plant & Machinery	Spares for Plant & Machinery	Electrical Installation & Equipment	Furniture & Fittings	Typewriter, Accounting Machine and Office Equipment	Tubewell, Tanks and Miscellaneous Equipment	Lab Equipment	Railway Sidings	Vehicles	
<b>Gross Block</b>													
Balance as at 1 April 2019	2,419.41	3,203.81	15,792.03	17,961.48	21.22	3,108.39	798.73	2,058.13	2,069.99	712.12	614.44	362.87	49,122.62
Transfer to Right of Use Asset*	-	(3,203.81)	-	-	-	-	-	-	-	-	-	-	(3,203.81)
Additions	9.08	-	10,362.49	2,056.42	35.56	515.52	380.37	351.01	236.38	15.15	-	40.39	14,002.37
Disposal of assets	-	-	-	(119.45)	(3.57)	(87.28)	(15.78)	(81.89)	(26.14)	(2.53)	-	(35.43)	(372.07)
<b>Gross Block as at Mar 31 2020</b>	<b>2,428.49</b>	<b>-</b>	<b>26,154.52</b>	<b>19,898.45</b>	<b>53.21</b>	<b>3,536.63</b>	<b>1,163.32</b>	<b>2,327.25</b>	<b>2,280.23</b>	<b>724.74</b>	<b>614.44</b>	<b>367.83</b>	<b>59,549.11</b>
<b>Accumulated depreciation</b>													
Balance as at 1 April 2019	-	253.00	1,621.08	3,329.32	10.31	1,266.53	302.24	1,292.04	665.73	306.49	92.56	315.52	9,454.82
Transfer to Right of Use Asset*	-	(253.00)	-	-	-	-	-	-	-	-	-	-	(253.00)
Depreciation charge for the year	-	-	477.04	917.59	3.80	393.55	115.71	318.77	227.51	81.41	71.08	19.42	2,625.88
Disposal of assets	-	-	-	(115.73)	(3.57)	(84.41)	(15.61)	(81.19)	(25.94)	(2.53)	-	(33.83)	(362.81)
<b>Accumulated Depreciation as at Mar 31 2020</b>	<b>-</b>	<b>-</b>	<b>2,098.12</b>	<b>4,131.18</b>	<b>10.54</b>	<b>1,575.67</b>	<b>402.34</b>	<b>1,529.62</b>	<b>867.30</b>	<b>385.37</b>	<b>163.64</b>	<b>301.11</b>	<b>11,464.89</b>
<b>Net Block as at Mar 31 2020</b>	<b>2,428.49</b>	<b>-</b>	<b>24,056.40</b>	<b>15,767.27</b>	<b>42.67</b>	<b>1,960.96</b>	<b>760.98</b>	<b>797.63</b>	<b>1,412.93</b>	<b>339.36</b>	<b>450.80</b>	<b>66.72</b>	<b>48,084.22</b>
<b>Net Block as at Mar 31 2019</b>	<b>2,419.41</b>	<b>2,950.81</b>	<b>14,170.95</b>	<b>14,632.17</b>	<b>10.91</b>	<b>1,841.86</b>	<b>496.49</b>	<b>766.09</b>	<b>1,404.26</b>	<b>405.63</b>	<b>521.88</b>	<b>47.35</b>	<b>39,667.82</b>

\*Consequent to the application of IND AS 116 w.e.f. 1st April, 2019, the balance of Land-Leasehold as appearing in the books have been transferred to Right of Use Assets (Refer Note No. 3).






Note No. 3.  
Right of Use Assets

Particulars	Right of Use Assets				Total
	Land - Leasehold*	Buildings	Plant & Machinery	Electrical Equipments	
<b>Gross Block</b>					
Balance as at 1 April 2019	-	-	-	-	-
Transfer from Land-Leasehold*	3,203.81	-	-	-	3,203.81
Additions	46.00	5,491.03	1,096.88	30.85	6,664.77
<b>Gross Block as at Mar 31 2020</b>	<b>3,249.81</b>	<b>5,491.03</b>	<b>1,096.88</b>	<b>30.85</b>	<b>9,868.58</b>
<b>Accumulated depreciation</b>					
Balance as at 1 April 2019	-	-	-	-	-
Transfer from Land-Leasehold*	253.00	-	-	-	253.00
Depreciation charge for the year	63.54	736.21	616.33	22.52	1,438.60
<b>Accumulated Depreciation as at Mar 31 2020</b>	<b>316.54</b>	<b>736.21</b>	<b>616.33</b>	<b>22.52</b>	<b>1,691.60</b>
<b>Net Block as at Mar 31 2020</b>	<b>2,933.27</b>	<b>4,754.82</b>	<b>480.55</b>	<b>8.34</b>	<b>8,176.98</b>
Net Block as at Mar 31 2019	-	-	-	-	-

\*Consequent to the application of IND AS 116 w.e.f. 1st April, 2019, the balance of Land-Leasehold as appearing in the books have been transferred to Right of Use Assets. (Refer Note No. 2).



Note No. 4

(₹ in Lakhs)

Investment Properties

Gross Carrying Amount (Deemed Cost)	
As at 1 April 2018	118.41
Additions	-
Disposals/adjustments	-
Net Investment Property - Reclassified	-
Balance as at 31 March 2019	118.41
Additions	-
Disposals/adjustments	-
Net Investment Property - Reclassified	(0.14)
Balance as at 31 March 2020	118.27
Accumulated Depreciation	
As at 1 April 2018	4.87
Depreciation charge for the year	2.16
Disposals/adjustments for the year	-
Investment Property - Reclassified	-
As at 31 March 2019	7.03
Depreciation charge for the year	2.82
Disposals/adjustments for the year	-
Investment Property - Reclassified	(0.10)
Balance as at 31 March 2020	9.75
Net Book Value as at 31 March 2020	108.53
Net Book Value as at 31 March 2019	111.39

Investment property is recognised and valued using cost model. Depreciation is calculated using straight line method on the basis of useful life of assets

(i) Contractual obligations

There is no contractual commitment for the acquisition of Investment Property.

(ii) Capitalised borrowing cost

No borrowing costs were capitalised during the year ended 31 March 2020 or previous ended 31 March 2019.

(iii) Restrictions

There are no restrictions on remittance of income receipts or receipt of proceeds from disposals.

(iv) Amount recognised in profit and loss for investment properties

(₹ in Lakhs)

Particulars	31 March 2020	31 March 2019
Rental income	167.60	244.40
Less: Direct operating expenses that generated rental income	21.98	201.01
Less: Direct operating expenses that did not generated rental income	193.27	103.78
Profit/ (Loss) from leasing of investment properties	(47.65)	(60.38)

(v) Leasing arrangements

Certain investment properties are leased to tenants under long-term operating leases with rentals payable monthly. These are all cancellable leases.


(vi) Fair value

(₹ in Lakhs)

Particulars	31 March 2020	31 March 2019
Fair value	4,317.73	4,168.59

The Company obtains independent valuations for its investment properties at least annually. The best evidence of fair value is current prices in an active market for similar properties. Where such information is not available, the Company considers information from a variety of sources including:

- Current prices in an active market for properties of different nature or recent prices of similar properties in less active markets, adjusted to reflect those differences.
- Discounted cash flow projections based on reliable estimates of future cash flows.
- Restrictions on remittance of income receipts or receipt of proceeds from disposals.
- Capitalised income projections based upon a property's estimated net market income, and a capitalisation rate derived from an analysis of market evidence.
- The fair values of investment properties have been determined by external valuer. The main inputs used are rental growth rates, expected vacancy rates, terminal yield and discount rates based on industry data.



## Note No. 5

(₹ in Lakhs)

Intangible Assets

Particulars	Softwares	Brand Value	Total
<b>Gross Carrying Amount</b>			
Balance as at 1 April 2018	745.19	332.63	1,077.82
Additions	18.96	-	18.96
Disposals/adjustments	-	-	-
Balance as at 31 March 2019	764.15	332.63	1,096.78
Additions	7.77	-	7.77
Disposals/adjustments	-	-	-
<b>Balance as at 31 March 2020</b>	<b>771.92</b>	<b>332.63</b>	<b>1,104.55</b>
<b>Accumulated Amortization</b>			
Balance as at 1 April 2018	436.56	114.00	550.56
Amortization charge for the year	117.15	38.00	155.15
Disposals/adjustments for the year	-	-	-
Impairment	-	-	-
Balance as at 31 March 2019	553.71	152.00	705.71
Amortization charge for the year	85.47	38.00	123.47
Disposals/adjustments for the year	-	-	-
Impairment	-	-	-
<b>Balance as at 31 March 2020</b>	<b>639.18</b>	<b>190.00</b>	<b>829.18</b>
<b>Net Book Value as at 31 March 2020</b>	<b>132.74</b>	<b>142.63</b>	<b>275.37</b>
<b>Net Book Value as at 31 March 2019</b>	<b>210.44</b>	<b>180.63</b>	<b>391.08</b>



BALMER LAWRIE & CO. LIMITED  
Notes to the Financial Statements for the year ended 31 March 2020

Note No.6

Financial Assets-Investments (Non-Current) \*

(₹ in Lakhs)

Unquoted, unless otherwise stated)

Name of the Body Corporate	As at 31 March 2020		As at 31 March 2019	
	No of Shares	Amount	No of Shares	Amount
<b>(A) Trade Investments</b>				
<u>Investment in Equity Instruments</u>				
<u>Fully paid stated at Cost</u>				
<u>In Joint Venture Companies</u>				
Balmer Lawrie Van Leer Ltd. (Ordinary Equity Shares of ₹10 each)	86,01,277	3,385.03	86,01,277	3,385.03
Transafe Services Ltd. (Ordinary Equity Shares of ₹10 each) Less: Provision for diminution in value	1,13,61,999	1,165.12 (1,165.12)	1,13,61,999	1,165.12 (1,165.12)
Balmer Lawrie (UAE) LLC (Ordinary Equity Shares of AED 1,000 each)	9,800	890.99	9,800	890.99
PT BALMER LAWRIE INDONESIA ** (Equity Shares of par value of Indonesian Rupiah (IDR) 10,000 each)  Less: Provision for diminution in value	20,00,000	1,027.32  (1,027.32)	20,00,000	1,027.32  -
<u>In Subsidiary Companies</u>				
Balmer Lawrie (UK) Ltd.*** (Ordinary Equity Shares of GBP 1 each)	100	0.06	100	0.06
Vishakapatnam Port Logistics Park Ltd (Ordinary Equity Shares of each ₹10 each)	8,10,38,978	8,103.90	8,10,38,978	8,103.90
<u>In Associate Company</u>				
AVI-Oil India (P) Ltd. (Ordinary Equity shares of ₹10 each)	45,00,000	450.00	45,00,000	450.00
<u>Investments in Preference Shares</u> (Fully paid stated at Cost)				
Transafe Services Ltd. (Cumulative Redeemable Preference shares of ₹10 each) Less: Provision for diminution in value	1,33,00,000	1,330.00  (1,330.00)	1,33,00,000	1,330.00  (1,330.00)
<b>Sub Total</b>		<b>12,829.98</b>		<b>13,857.30</b>
<b>(B) Other Investments</b> (Fully paid stated at Cost)				
Bridge & Roof Co. (India) Ltd. (Ordinary Equity shares of ₹10 each)	3,57,591	14.01	3,57,591	14.01
Biecco Lawrie Ltd (Ordinary Equity shares of ₹10 each) (Carried in books at a value of ₹1 only) , net off Provision for diminution in value	1,95,900	-	1,95,900	-
RC Hobbytech Solutions Pvt. Ltd. Less: Transfer to Incubator (Ordinary Equity shares of ₹1350 each including premium)	5,555 (1,111)	74.99 (15.00)	5,555 -	74.99 -
Kanpur Flowercycling Pvt. Ltd. Less: Transfer to Incubator (Ordinary Equity shares of ₹9592 each including premium)	626 (147)	60.05 (14.10)	626 -	60.05 -
Woodlands Multispeciality Hospitals Ltd. (Ordinary Equity shares of ₹10 each)	8,850	0.45	8,850	0.45
<b>Sub Total</b>		<b>120.40</b>		<b>149.50</b>
<b>Total</b>		<b>12,950.38</b>		<b>14,006.80</b>
Aggregate amount of quoted investments at Cost		-		-
Aggregate amount of unquoted investments at cost		12,950.38		14,006.80
<b>Total</b>		<b>12,950.38</b>		<b>14,006.80</b>

\*These investments are carried as fair value through Profit and loss and their carrying value approximates their fair value.

\*\* Refer details given in Note No. 42.30 of the notes to accounts for the year.

\*\*\* Refer details given in Note No. 42.29 of the notes to accounts for the year.



BALMER LAWRIE & CO. LIMITED  
Notes to the Financial Statements for the year ended 31 March 2020

Note No.7

Financial Assets- Loans ( Non - Current)


	(₹ in Lakhs)	
	As at 31 March 2020	As at 31 March 2019
Secured considered good		
Other Loans	217.62	240.89
Unsecured considered good		
Loans to Transafe Services Ltd.	-	180.00
Doubtful:		
Loans to Transafe Services Ltd.	180.00	-
Others	24.92	24.92
Provision for doubtful Loans		
Loans to Transafe Services Ltd.*	(180.00)	-
Others	(24.92)	(24.92)
<b>Total</b>	<b>217.62</b>	<b>420.89</b>

\* Refer details given in Note No. 42.18 of the notes to accounts for the year.

Note No.8

Financial Assets- Others ( Non - Current)

	(₹ in Lakhs)	
	As at 31 March 2020	As at 31 March 2019
Unsecured		
Other Receivables- considered good	69.41	84.81
Dues from Transafe Services Ltd. -Doubtful	80.87	80.87
Less : Provision thereof	(80.87)	(80.87)
<b>Total</b>	<b>69.41</b>	<b>84.81</b>




Note No.9Deferred Tax Liabilities

	(₹ in Lakhs)	
	As at 31 March 2020	As at 31 March 2019
Deferred Tax Liability arising on account of :		
Property, Plant and Equipment	(4,682.06)	(6,157.70)
Deferred Tax Asset arising on account of :		
Adjustment for VRS expenditure	-	118.49
Provision for loans, debts, deposits & advances	1,455.12	2,885.22
Defined benefit plans	1,474.31	1,221.38
Provision for Inventory	100.32	139.88
Provision for diminution in investment	593.29	871.89
Impairment of assets	-	6.77
Others	-	(5.17)
<b>Total</b>	<b>(1,059.02)</b>	<b>(919.24)</b>

Movement in Deferred Tax Liabilities/ Assets

	(₹ in Lakhs)			
Particulars	As at 31 March 2019	Recognised in Profit and Loss	Recognised in Other Comprehensive Income	As at 31 March 2020
Property, Plant and Equipment	(6,157.70)	1,475.64	-	(4,682.06)
Adjustment for VRS expenditure	118.49	(118.49)	-	-
Provision for loans, debts, deposits & advances	2,885.22	(1,430.10)	-	1,455.12
Defined benefit plans	1,221.38	33.46	219.47	1,474.31
Provision for Inventory	139.88	(39.56)	-	100.32
Provision for diminution in investment	871.89	(278.60)	-	593.29
Impairment of assets	6.77	(6.77)	-	-
Others	(5.17)	5.17	-	-
<b>Total</b>	<b>(919.24)</b>	<b>(359.25)</b>	<b>219.47</b>	<b>(1,059.02)</b>



BALMER LAWRIE & CO. LIMITED

Notes to the Financial Statements for the year ended 31 March 2020

	As at 31 March 2020	(₹ in Lakhs) As at 31 March 2019
<u>Note No.10</u>		
<u>Non Financial Assets - Others ( Non - Current)</u>		
Security Deposits	683.19	690.46
Capital Advances	119.37	160.84
Balances with Government Authorities	237.62	235.63
Prepaid Expenses	20.73	3,279.27
Others	70.51	83.29
<b>Total</b>	<b>1,131.42</b>	<b>4,449.49</b>

Note No.11

Inventories

	As at 31 March 2020	(₹ in Lakhs) As at 31 March 2019
Raw Materials and Components	9,087.64	9,352.96
Goods-in-transit	0.06	-
Slow moving & non moving	205.59	168.45
Less: Adjustment for slow moving & non moving	(145.96)	(121.06)
<b>Total - Raw Materials and Components</b>	<b>9,147.33</b>	<b>9,400.35</b>
Work in Progress	1,177.56	966.40
Goods-in transit	-	-
Slow moving & non moving	-	-
Less: Adjustment for slow moving & non moving	-	-
<b>Total - Work in Progress</b>	<b>1,177.56</b>	<b>966.40</b>
Finished Goods	3,289.08	2,882.55
Goods-in transit	30.35	120.74
Slow moving & non moving	143.37	199.05
Less: Adjustment for slow moving & non moving	(83.08)	(118.09)
<b>Total - Finished Goods</b>	<b>3,379.72</b>	<b>3,084.25</b>
Stores and Spares	740.10	770.82
Slow moving & non moving	230.55	232.64
Less: Adjustment for slow moving & non moving	(169.56)	(161.15)
<b>Total - Stores and Spares</b>	<b>801.09</b>	<b>842.31</b>
<b>Total</b>	<b>14,505.70</b>	<b>14,293.31</b>

[Refer to Point No.1.5 of "Significant Accounting Policies" for method of valuation of inventories]



BALMER LAWRIE & CO. LIMITED  
Notes to the Financial Statements for the year ended 31 March 2020

Note No.12

Trade Receivables

(₹ in Lakhs)

	As at 31 March 2020	As at 31 March 2019
Considered good- Unsecured	27,295.73	27,619.22
Trade Receivables- credit impaired	1,468.11	1,279.07
Less: Provision for Impairment	(1,468.11)	(1,279.07)
<b>Grand Total</b>	<b>27,295.73</b>	<b>27,619.22</b>

Trade receivables outstanding for a period less than six months

Considered good- Unsecured	25,063.81	24,928.52
Trade Receivables- Credit Impaired	8.64	81.90
Less: Provision for Impairment	(8.64)	(81.90)
<b>Sub Total</b>	<b>25,063.81</b>	<b>24,928.52</b>

Trade receivables outstanding for a period exceeding six months

Considered good- Unsecured	2,231.92	2,690.70
Trade Receivables- Credit Impaired	1,459.47	1,197.17
Less: Provision for Impairment	(1,459.47)	(1,197.17)
<b>Sub Total</b>	<b>2,231.92</b>	<b>2,690.70</b>

**Total**

**27,295.73**      **27,619.22**

Note No.13

Cash and Cash equivalents


	As at 31 March 2020	As at 31 March 2019
Cash in hand	9.29	3.75
Balances with Banks - Current Account	2,140.86	4,703.30
<b>Total</b>	<b>2,150.15</b>	<b>4,707.05</b>

There are no repatriation restrictions with respect to cash and bank balances available with the Company.

Note No.14

Other Bank Balances

	As at 31 March 2020	As at 31 March 2019
Unclaimed Dividend Accounts	459.46	363.19
Bank Term Deposits	42,451.09	38,630.13
Margin Money deposit with Banks	84.45	77.79
<b>Total</b>	<b>42,995.00</b>	<b>39,071.11</b>





BALMER LAWRIE & CO. LIMITED  
Notes to the Financial Statements for the year ended 31 March 2020

Note No. 15

Financial Assets - Loans (Current)

	As at 31 March 2020	(₹ in Lakhs) As at 31 March 2019
Loans Receivables Considered good- Secured (Loans to employees)	54.05	53.45
Loans and advances Considered good- Unsecured Advances to Related Parties *		
Balmer Lawrie Investments Ltd.	12.01	-
Pt. Balmer Lawrie Indonesia	30.56	27.95
Balmer Lawrie Van Leer Ltd.	0.31	55.41
Visakhapatnam Port Logistics Park Ltd	366.37	341.91
Balmer Lawrie UAE LLC	60.13	51.77
	469.38	477.04
Advances to Transafe Services Ltd.		353.48
Advances to Transafe Services Ltd.- Doubtful	414.19	-
Less: Provision**	(414.19)	-
Other Advances (to employees)	27.74	30.70
Other Loans and advances	692.54	1,115.83
<b>Total</b>	<b>1,243.71</b>	<b>2,030.49</b>

\* Advances to Related Parties are in the course of regular business transactions.

\*\* Refer details given in Note No. 42.18 of the notes to accounts for the year.

Note No. 16

Other Financial Assets ( Current)

	As at 31 March 2020	As at 31 March 2019
Unsecured		
Accrued income	2,395.59	2,226.70
Security Deposits	765.38	908.38
Other Receivables -considered good	17,009.00	21,640.30
Other Receivables - considered doubtful	2,865.89	2,758.79
Less: Provision for doubtful other receivables	(2,865.89)	(2,758.79)
<b>Total</b>	<b>20,169.97</b>	<b>24,775.38</b>

Note No. 17

Non Financial Assets ( Current)

	As at 31 March 2020	As at 31 March 2019
Balance with Government Authorities	2,616.48	915.52
Prepaid Expenses	554.69	685.65
Advance to Contractors & Suppliers - considered good	2,007.72	2,011.60
Advance to Contractors & Suppliers -considered doubtful	764.31	716.06
Less: Provision for Doubtful Advances to Contrators & Suppliers	(764.31)	(716.06)
Other Advances to Related Parties	-	317.31
Others	1,429.38	1,071.31
<b>Total</b>	<b>6,608.27</b>	<b>5,001.39</b>



Note No 13

Equity Share Capital

	(₹ in Lakhs)	
	As at 31 March 2020	As at 31 March 2019
<b>Authorised Capital:</b>		
300,000,000 (Previous Year 300,000,000) equity shares of ₹ 10 each	30,000.00	30,000.00
	<u>30,000.00</u>	<u>30,000.00</u>
<b>Issued and Subscribed Capital:</b>		
114,002,564 (Previous Year 114,002,564) equity shares of ₹ 10 each	11,400.25	11,400.25
57,001,282 Bonus Shares issued during the year (Previous Year Nil)	5,700.13	-
	<u>17,100.38</u>	<u>11,400.25</u>
<b>Paid-up Capital:</b>		
114,002,564 (Previous Year 114,002,564) equity shares of ₹ 10 each	11,400.25	11,400.25
57,001,282 Bonus Shares issued during the year (Previous Year Nil)	5,700.13	-
	<u>17,100.38</u>	<u>11,400.25</u>

a) Reconciliation of equity shares outstanding at the beginning and at the end of the year

	As at 31 March 2020		As at 31 March 2019	
	No of shares	Amount (₹ in Lakhs)	No of shares	Amount (₹ in Lakhs)
Equity shares at the beginning of the year	11,40,02,564	11,400.25	11,40,02,564	11,400.25
Bonus shares issued during the year	5,70,01,282	5,700.13	-	-
Equity shares at the end of the year	<u>17,10,03,846</u>	<u>17,100.38</u>	<u>11,40,02,564</u>	<u>11,400.25</u>


b) Rights/preferences/restrictions attached to equity shares

The Company has one class of equity shares having a par value of ₹ 10 per share. Each Shareholder is eligible for one vote per share held. The dividend proposed by the Board of Directors is subject to the approval of shareholders in the ensuing Annual General Meeting. In the event of liquidation, the equity shareholders are eligible to receive the remaining assets of the Company after distribution of all preferential amounts, in proportion to their shareholding.

c) Details of shareholders holding more than 5% shares in the Company (equity shares of ₹10 each, fully paid up)

Particulars of the Shareholder	As at 31 March 2020		As at 31 March 2019	
	No of shares	% holding	No of shares	% holding
Balmer Lawrie Investments Ltd.	10,56,79,350	61.80%	7,04,52,900	61.80%

i) There are no other shareholders holding 5% or more in the issued share capital of the Company.



**Note No 19****Other Equity**

	(₹ in Lakhs)	
	As at 31 March 2020	As at 31 March 2019
Securities Premium	3,626.77	3,626.77
General Reserve	29,903.69	35,603.82
Retained Earnings	82,348.58	79,749.73
Other Comprehensive Income Reserve (OCI)	(1,012.68)	(360.14)
<b>Total (Other Equity)</b>	<b>1,14,866.36</b>	<b>1,18,620.19</b>
	As at 31 March 2020	As at 31 March 2019
Securities Premium		
Opening balance	3,626.77	3,626.77
Add: Shares issued during the year	-	-
Sub total (A)	3,626.77	3,626.77
General Reserve		
Opening balance	35,603.82	35,603.82
Less : Bonus Shares issued during the year	(5,700.13)	-
Amount transferred from Retained Earnings	-	-
Sub total (B)	29,903.69	35,603.82
Retained Earnings		
Opening balance	79,749.73	74,713.24
Add : Net profit for the year	17,064.87	18,247.98
Less : Appropriations		
Transfer to General Reserve	-	-
Equity Dividend	(12,540.29)	(11,400.26)
Tax on Equity Dividend	(2,578.28)	(2,413.43)
Re-measurement Gain/(Loss)	652.54	602.20
Other adjustments	-	-
Net surplus in Retained Earnings (C)	82,348.58	79,749.73
Other Comprehensive Income Reserve (OCI)		
Opening balance	(360.14)	242.06
Movement during the year	(652.54)	(602.20)
Sub total (D)	(1,012.68)	(360.14)
<b>Total of Other Equity (A+B+C+D)</b>	<b>1,14,866.36</b>	<b>1,18,620.19</b>

**Nature and Purposes of Reserves within Other Equity****Securities Premium**

Securities Premium represents premium received on issue of shares. This shall be utilised in accordance with the provisions of the Companies Act, 2013.

**General Reserve**

General Reserve is a free reserve which is used from time to time to transfer profits from retained earnings for appropriation purposes.

**Retained Earnings**

Retained Earnings are the portion of company's net income that is left out after distributing dividends to shareholders. These are kept aside by the company for reinvesting it in the main business.

**Other Comprehensive Income Reserve (OCI)**

(i) The Company has elected to recognise changes in the fair value of certain investments in equity securities in other comprehensive income. These changes are accumulated within the Fair Value through Other Comprehensive Income (FVOCI) equity investments reserve within equity. The Company transfers amounts from this reserve to retained earnings when the relevant equity securities are derecognised.

(ii) The Company has recognised remeasurement benefits on defined benefits plans through Other Comprehensive Income.



## BALMER LAWRIE &amp; CO. LIMITED

Notes to the Financial Statements for the year ended 31 March 2020

Note No.20Financial Liabilities (Non - Current)

	As at 31 March 2020	(₹ in Lakhs) As at 31 March 2019
Borrowings*- Secured	854.14	1,060.94
Other Financial Liabilities		
Deposits- Unsecured	15.19	5.42
<b>Total</b>	<b>869.33</b>	<b>1,066.36</b>


\*Borrowings- The Company has availed Term Loan of ₹15 Crores for its integrated cold chain facilities at Rai and Patalganga from Standard Chartered Bank to retain Grant - In-aid from Ministry of food Processing Industries (MoFPI). The Term Loan has an interest rate as 6 months MCLR applicable at the time of disbursement of Term Loan. The loan is secured against the fixed and movable assets of Temperature Controlled Warehouses at Rai and Patalganga respectively. The loan is repayable in 12 half yearly equal instalments starting from 18 months from the date of 1st drawal.

Note No.21Provisions ( Non - Current)

	As at 31 March 2020	As at 31 March 2019
Actuarial Provision	2,545.40	2,101.81
Long term Provisions	1,776.26	1,912.67
<b>Total</b>	<b>4,321.66</b>	<b>4,014.48</b>

Note No.22Non Financial Liabilities- Others ( Non - Current)

	As at 31 March 2020	As at 31 March 2019
Advance from Customers	8.55	3.55
Others	4.21	1.34
<b>Total</b>	<b>12.76</b>	<b>4.89</b>



BALMER LAWRIE & CO. LIMITED  
Notes to the Financial Statements for the year ended 31 March 2020

Note No.23

<u>Current Liabilities</u> <u>Financial Liabilities (Current)</u>	(₹ in Lakhs)	
	As at 31 March 2020	As at 31 March 2019
Borrowings- Secured	152.99	93.00
Trade Payables - Unsecured		
Payable to micro and small enterprises	328.26	324.16
Other Trade Payables	21,457.21	28,981.50
Sub Total	21,785.47	29,305.66
Total	21,938.46	29,398.66

Note No.24

<u>Other Financial Liabilities (Current)</u>	(₹ in Lakhs)	
	As at 31 March 2020	As at 31 March 2019
Current Maturities of Long Term Borrowings	264.22	306.32
Unclaimed Dividend *	459.46	363.19
Security Deposits	3,248.58	2,462.59
Payable to Related Party		
Balmer Lawrie (UK) Ltd.	1,027.32	1,027.32
Less: Liability written back**	(1,027.32)	-
Other Liabilities	8,734.36	9,098.00
Total	12,706.62	13,257.42

\* There is no amount due and outstanding as at balance sheet date to be credited to Investor Education and Protection Fund

\*\* Refer details given in Note No. 42.30 of the notes to accounts for the year.

Note No.25


<u>Non Financial Liabilities -Others (Current)</u>	(₹ in Lakhs)	
	As at 31 March 2020	As at 31 March 2019
Advance from Customers	2,506.67	1,141.58
Statutory Dues	1,562.99	487.22
Deferred Gain/Income	410.95	168.43
Other Liabilities	5,301.84	3,416.64
Total	9,782.45	5,213.87

Note No.26

<u>Current Provisions</u>	(₹ in Lakhs)	
	As at 31 March 2020	As at 31 March 2019
Actuarial Provision	467.75	432.19
Short term Provisions	1,197.18	1,206.37
Total	1,664.93	1,638.56

Note No.27

<u>Current Tax Liabilities</u>	(₹ in Lakhs)	
	As at 31 March 2020	As at 31 March 2019
Provision for Taxation (Net of advance)	1,689.62	2,790.79
Total	1,689.62	2,790.79



BALMER LAWRIE & CO. LIMITED  
Notes to the Financial Statements for the year ended 31 March 2020

Note No.28

Revenue From Operations

	For the year ended 31 March 2020	For the year ended 31 March 2019
		(₹ in Lakhs)
Sale of Products	88,085.89	1,03,556.48
Sale of Services	55,502.42	64,966.03
Sale of Trading Goods	2,148.76	329.45
Other Operating Income	7,239.90	8,668.31
Total	<u>1,52,976.97</u>	<u>1,77,520.27</u>

Note No.29

Other Income

	For the year ended 31 March 2020	For the year ended 31 March 2019
Interest Income		
Bank Deposits	3,114.01	2,752.32
Others	112.06	232.75
Sub total	<u>3,226.07</u>	<u>2,985.07</u>
Dividend Income	<u>3,204.58</u>	<u>2,410.21</u>
Other Non-operating Income		
Profit on Disposal of Fixed assets	23.11	22.28
Profit on Disposal of Investments	-	634.49
Unclaimed balances and excess provision written back	1,263.99	1,068.77
Gain on Foreign Currency Transactions (Net)	2.24	69.55
Miscellaneous Income	519.18	664.69
Sub total	<u>1,808.52</u>	<u>2,459.78</u>
Total	<u>8,239.17</u>	<u>7,855.06</u>

Note No.30


Cost of Materials Consumed & Services Rendered

	For the year ended 31 March 2020	For the year ended 31 March 2019
Cost of Materials Consumed	60,194.67	74,752.68
Cost of Services Rendered	30,468.15	35,777.04
Total	<u>90,662.82</u>	<u>1,10,529.72</u>

Note No.31

Purchase of Trading Goods

	For the year ended 31 March 2020	For the year ended 31 March 2019
Trading Goods	2,075.61	329.45
Total	<u>2,075.61</u>	<u>329.45</u>



BALMER LAWRIE & CO. LIMITED

Notes to the Financial Statements for the year ended 31 March 2020

Note No.32

Changes in inventories of Finished Goods,  
Stock-in-Trade and Work-in-Progress

(₹ in Lakhs)

	For the year ended 31 March 2020	For the year ended 31 March 2019
Change in Finished Goods		
Opening	3,084.25	3,107.40
Closing	3,379.72	3,084.25
Change	<u>(295.47)</u>	<u>23.15</u>
Change in Work In Progress		
Opening	966.40	1,287.07
Closing	1,177.56	966.40
Change	<u>(211.16)</u>	<u>320.67</u>
Total	<u>(506.63)</u>	<u>343.82</u>

Note No.33

Employee Benefits Expenses

	For the year ended 31 March 2020	For the year ended 31 March 2019
Salaries and incentives	17,055.57	17,444.13
Contribution to Provident & Other Funds	2,441.39	2,187.10
Staff Welfare Expenses	1,915.02	1,615.85
Total	<u>21,411.98</u>	<u>21,247.08</u>

Note No.34

Finance Costs

	For the year ended 31 March 2020	For the year ended 31 March 2019
Interest	379.43	401.64
Bank Charges*	138.04	154.10
Interest Cost - Lease Liabilities	281.20	-
Total	<u>798.67</u>	<u>555.74</u>

\* Bank Charges include charges for opening of L/C, bank guarantee charges and other charges related to bank transactions.



BALMER LAWRIE & CO. LIMITED

Notes to the Financial Statements for the year ended 31 March 2020

Note No.35


Depreciation & Amortisation Expense

	For the year ended 31 March 2020	For the year ended 31 March 2019
		(₹ in Lakhs)
Depreciation on:		
Property, Plant & Equipment	2,625.88	2,514.59
Right of Use Assets	1,438.60	-
Investment Properties	2.82	2.16
Amortisation of Intangible Assets	123.47	155.15
Total	4,190.77	2,671.90

Note No.36

Other Expenses

	For the year ended 31 March 2020	For the year ended 31 March 2019
Manufacturing Expenses	1,598.81	1,677.42
Consumption of Stores and Spares	800.42	889.24
Repairs & Maintenance - Buildings	366.16	275.54
Repairs & Maintenance - Plant & Machinery	449.24	414.73
Repairs & Maintenance - Others	622.63	559.92
Power & Fuel	2,356.12	2,561.96
Electricity & Gas	436.88	407.47
Rent	760.23	1,369.77
Insurance	295.63	270.21
Packing, Despatching, Freight and Shipping Charges	3,847.95	4,256.78
Rates & Taxes	160.16	160.59
Auditors Remuneration and Expenses	23.85	24.02
Impairment of assets	-	19.36
Write off of Debts, Deposits, Loan & Advances	194.85	481.97
Provision for diminution in value of Investments	1,027.32	-
Provision for Doubtful Debts & Advances	1,370.10	1,561.07
Fixed Assets Written Off	1.54	12.40
Loss on Disposal of Fixed Assets	2.35	3.86
Selling Commission	295.51	409.89
Cash Discount	278.23	340.22
Travelling Expenses	931.03	975.50
Printing and Stationery	221.94	296.23
Motor Car Expenses	147.45	153.71
Communication Charges	330.76	286.48
Corporate Social Responsibility Expenditure	514.66	516.24
Miscellaneous Expenses	3,792.19	4,538.42
	20,826.01	22,463.00
Less: Provision for Debts, Deposits, Loans & Advances and Inventories considered doubtful earlier, now written back	(1,487.30)	(775.86)
Total	19,338.71	21,687.14
Payment to Auditors as:		
Statutory/ Branch Auditors	18.15	18.88
Tax Audit	0.85	0.85
Other Certification	2.75	2.00
Reimbursement of Expenses	2.10	2.29
Total Payment to Auditors	23.85	24.02





Note No. 37 Tax expense	(₹ in Lakhs)	
	For the year ended 31 March 2020	For the year ended 31 March 2019
Current tax	5,877.55	9,479.39
Deferred tax	359.25	424.13
Financed	(710.00)	(743.22)
Total	<u>5,526.80</u>	<u>9,160.30</u>

The major components of income tax expense and the reconciliation of expense based on the domestic effective tax rate of 25.168% (31 March 2019: 34.944%) and the reported tax expense in profit or loss are as follows:

Accounting profit before income tax	23244.21	28010.48
As company's statutory income tax rate of 25.168% (31 March 2019: 34.944%)	25.168%	34.944%
Tax Expense	5,850.10	9,787.98
Adjustments in respect of current income tax		
Exempt Dividend Income	(180.20)	(265.14)
Foreign Dividend Income, taxed at a different rate	(182.22)	(288.54)
Non-deductible expenses for tax purposes		
Provisions - net	499.17	556.43
CSR Expenses	129.53	180.39
NPS Expenses	(85.34)	(183.46)
Depreciation Difference including for ROU assets	(154.47)	6.48
Fixed assets written off and loss on disposals	0.98	6.77
Additional Deduction for R&D expenses in income tax	-	(321.52)
Adjustments in respect of previous years income tax	(710.00)	(743.22)
Total	<u>5,167.55</u>	<u>8,736.17</u>

Note No. 38 Other Comprehensive Income	(₹ in Lakhs)	
	For the year ended 31 March 2020	For the year ended 31 March 2019
(A) Items that will not be reclassified to profit or loss		
i Remeasurement gains/ (losses) on defined benefit plans	(872.01)	(925.66)
ii Income tax relating to items that will not be reclassified to profit or loss	219.47	323.46
(B) Items that will be reclassified to profit or loss		
i Items that will be reclassified to profit or loss	-	-
ii Income tax relating to items that will be reclassified to profit or loss	-	-
Total	<u>(652.54)</u>	<u>(602.20)</u>

Note No. 39 Earnings per Equity Share	(₹ in Lakhs except share data)	
	For the year ended 31 March 2020	For the year ended 31 March 2019
Net profit attributable to equity shareholders		
Profit after tax	17,717.41	18,850.18
Profit attributable to equity holders of the parent adjusted for the effect of dilution	17,717.41	18,850.18
Nominal value per Equity Share (₹)	10	10
Weighted-average number of Equity Share for EPS*	17,10,03,846	17,10,03,846
Basic/Diluted earnings per Share (₹)*	10.36	11.02



The Company's Earnings Per Share (EPS) is determined based on the net profit after tax attributable to the shareholders' of the Company being used as the numerator. Basic earnings per share is computed using the weighted average number of shares outstanding during the year as the denominator. Diluted earnings per share is computed using the weighted average number of common and dilutive common equivalent shares outstanding during the year including share options, except where the result would be anti-dilutive. The Face value of the shares is ₹ 10.

\*Consequent to the approval of share holders, vide postal ballot, the Company accorded for allotment of 5,70,01,282 Bonus Shares in the proportion of one new equity shares for every two existing equity shares held by the shareholders/ beneficial owners in the Company. Accordingly, a sum of ₹ 5,700.13 Lakhs has been capitalised and transferred from General Reserve to Equity Share Capital Account on allotment of fully paid bonus shares on December 30, 2019. The Earnings Per Share for all the years presented have been adjusted for Bonus issue.

Note No. 4)Accounting for Employee Benefits*Defined Contribution Plans*

The disclosures are made consequent to adoption of IND AS 19 on Employee Benefits, notified by the Ministry of Corporate Affairs, by the Company. Defined Benefit(s) Plans / Long Term Employee benefits in respect of Gratuity, Leave Encashment, Post-retirement medical benefits and Long Service Awards are recognized in the Statement of Profit & Loss on the basis of Actuarial valuation done at the year end. Actuarial gain/loss on post-employment benefit plans that is gratuity and post-retirement medical benefit plans are recognized in Other Comprehensive Income.

The Company makes contributions, determined as a specified percentage of employee salaries, in respect of qualifying employees towards Provident Fund and Employee State Insurance Scheme which are defined contribution plans. The Company has no obligations other than to make the specified contributions. The contributions are charged to the statement of profit and loss as they accrue. The amount recognised as an expense towards contribution to Provident Fund for the year aggregated to ₹ 1368.22 Lakhs (₹ 1142.24 Lakhs); Superannuation fund ₹ 679.11 Lakhs (₹ 629.37 Lakhs) and contribution to Employee State Insurance Scheme for the year aggregated to ₹ 9.38 Lakhs (₹ 16.39 Lakhs).

*Defined Benefit Plans**Post Employment Benefit Plans**A. Gratuity*


The gratuity plan entitles an employee, who has rendered atleast five year of continuous service, to receive fifteen days salary for each year of completed service at the time of superannuation/exit. Any shortfall in obligations is met by the company by way of transfer of requisite amount to the fund named "Balmer Lawrie & Co. Ltd. Gratuity Fund".

The reconciliation of the Company's defined benefit obligations (DBO) and plan assets in respect of gratuity plans to the amounts presented in the statement of financial position is presented below:

Particulars	₹ in Lakhs)	
	As at 31-Mar-2020	As at 31-Mar-2019
Defined benefit obligation	6,378.65	5,931.59
Fair value of plan assets	5,748.26	5,248.30
<b>Net defined benefit obligation</b>	<b>630.39</b>	<b>683.28</b>

(i) The movement of the Company's defined benefit obligations in respect of gratuity plans from beginning to end of reporting period is as follows:

Particulars	₹ in Lakhs)	
	As at 31-Mar-2020	As at 31-Mar-2019
Opening value of defined benefit obligation	5,931.59	5,531.35
Add: Current service cost	416.13	350.24
Add: Current interest cost	361.53	386.22
Plan amendment : Vested portion at end of period (past service)	-	-
Add: Actuarial (gain)/loss due to -		
- changes in demographic assumptions	-	-
- changes in experience adjustment	400.28	443.68
- changes in financial assumptions	330.48	119.13
Add: Acquisition Adjustment	9.97	-
Less: Benefits paid	(1,071.33)	(899.02)
<b>Closing value of defined benefit obligation thereof-</b>	<b>6,378.65</b>	<b>5,931.59</b>
<b>Unfunded</b>	<b>630.39</b>	<b>683.28</b>
<b>Funded</b>	<b>5,748.26</b>	<b>5,248.30</b>



ii) The defined benefit obligation in respect of gratuity plans was determined using the following actuarial assumptions:

Assumptions	As at 31-Mar-2020	As at 31-Mar-2019
Discount rate (per annum)	6.70%	7.60%
Rate of increase in compensation levels/ Salary growth rate	6.00%	6.00%
Expected average remaining working lives of employees (years)	11	11

iii) The reconciliation of the plan assets held for the Company's defined benefit plan from beginning to end of reporting period is presented below:


Particulars	₹ in Lakhs	
	As at 31-Mar-2020	As at 31-Mar-2019
Opening balance of fair value of plan assets	5,248.30	5,508.91
Add: Contribution by employer	1,125.68	460.64
Return on Plan Assets excluding Interest Income	8.58	(240.90)
Add: Interest income	427.06	418.68
Add: Acquisition Adjustment	9.97	-
Less: Benefits paid	(1,071.33)	(899.02)
Closing balance of fair value of plan assets	5,748.26	5,248.30

iv) Expense related to the Company's defined benefit plans in respect of gratuity plan is as follows:

Amount recognised in Other Comprehensive Income	₹ in Lakhs	
	For the year ended 31-Mar-2020	For the year ended 31-Mar-2019
Actuarial (gain)/loss on obligations-changes in demographic assumptions	-	-
Actuarial (gain)/loss on obligations-changes in financial assumptions	330.48	119.13
Actuarial (gain)/loss on obligations-Experience Adjustment	400.28	443.68
Return on Plan Assets excluding Interest Income	8.58	(240.90)
Total expense/ (income) recognized in the statement of Other Comprehensive Income	722.19	803.70

Amount recognised in the Statement of Profit & Loss	₹ in Lakhs	
	For the year ended 31-Mar-2020	For the year ended 31-Mar-2019
Current service cost	416.13	350.24
Past service cost (vested)	-	-
Net Interest cost (Interest Cost-Expected return)	(65.53)	(32.46)
Total expense recognized in the Statement of Profit & Loss	350.60	317.78

Amount recognised in Balance Sheet	₹ in Lakhs	
	As at 31-Mar-2020	As at 31-Mar-2019
Defined benefit obligation	6,378.65	5,931.59
Classified as:		
Non-Current	6,361.58	4,890.65
Current	17.07	1,040.94



	As at 31-Mar-2020	As at 31-Mar-2019
Expected returns on plan assets are based on a weighted average of expected returns of the various assets in the plan, and include an analysis of historical returns and predictions about future returns. The return on plan assets was	435.64	177.78

v) Plan assets do not comprise any of the Group's own financial instruments or any assets used by Group companies. Plan assets can be broken down into the following major categories of investments:


Particular	As at 31-Mar-2020	As at 31-Mar-2019
Government of India securities/ State Government securities	47.23%	46.61%
Corporate bonds	45.48%	47.24%
Others	7.29%	6.15%
<b>Total plan assets</b>	<b>100.00%</b>	<b>100.00%</b>

Interest costs have been included under 'finance costs' and service cost has been recorded under 'employee benefits expense' in statement of comprehensive income.

(vi) Sensitivity Analysis

The significant actuarial assumption for the determination of defined benefit obligation in respect of gratuity plans is the discount rate. The calculation of the net defined benefit obligation is sensitive to this assumption. The following table summarises the effects of changes in this actuarial assumption on the defined benefit obligation:

Particulars	(₹ in Lakhs)	
	31 March 2020	
	Increase	Decrease
Changes in discount rate in %	0.50	0.50
Defined benefit obligation after change	6,191.00	6,579.00
Original defined benefit obligation	6,378.65	6,378.65
<b>Increase/(decrease) in defined benefit obligation</b>	<b>(187.65)</b>	<b>200.35</b>
Changes in salary growth rate in %	0.50	0.50
Defined benefit obligation after change	6,507.00	6,253.00
Original defined benefit obligation	6,378.65	6,378.65
<b>Increase/(decrease) in defined benefit obligation</b>	<b>128.35</b>	<b>(125.65)</b>
Changes in Attrition rate in %	0.50	0.50
Defined benefit obligation after change	6,379.00	6,378.00
Original defined benefit obligation	6,378.65	6,378.65
<b>Increase/(decrease) in defined benefit obligation</b>	<b>0.35</b>	<b>(0.65)</b>
Changes in Mortality rate in %	10.00	10.00
Defined benefit obligation after change	6,381.00	6,376.00
Original defined benefit obligation	6,378.65	6,378.65
<b>Increase/(decrease) in defined benefit obligation</b>	<b>2.35</b>	<b>(2.65)</b>




Particulars	(₹ in Lakhs)	
	31 March 2019	
	Increase	Decrease
Changes in discount rate in %	0.50	0.50
Defined benefit obligation after change	5,776.00	6,096.00
Original defined benefit obligation	5,931.59	5,931.59
Increase / (decrease) in defined benefit obligation	(155.59)	164.41
Changes in salary growth rate in %	0.50	0.50
Defined benefit obligation after change	6,034.00	5,832.00
Original defined benefit obligation	5,931.59	5,931.59
Increase / (decrease) in defined benefit obligation	102.41	(99.59)
Changes in Attrition rate in %	0.50	0.50
Defined benefit obligation after change	5,936.00	5,928.00
Original defined benefit obligation	5,931.59	5,931.59
Increase / (decrease) in defined benefit obligation	4.41	(3.59)
Changes in Mortality rate in %	10.00	10.00
Defined benefit obligation after change	5,962.00	5,901.00
Original defined benefit obligation	5,931.59	5,931.59
Increase / (decrease) in defined benefit obligation	30.41	(30.59)

**B. Post Retirement Medical Benefits Scheme (Non-funded)**

The post retirement medical benefit is on contributory basis and voluntary. It is applicable for all employees who superannuate/resign after satisfactory long service and includes dependent spouse, parents and children as per applicable rules.

Particulars	(₹ in Lakhs)	
	As at 31-Mar-2020	As at 31-Mar-2019
Opening value of defined benefit obligation	406.13	376.60
Add: Current service cost	-	-
Add: Current interest cost	22.02	24.19
Add: Actuarial (gain)/loss due to -		
- changes in demographic assumptions	-	-
- changes in experience adjustment	116.30	109.91
- changes in financial assumptions	33.52	12.05
Less: Benefits paid	(155.06)	(116.62)
Closing value of defined benefit obligation	422.92	406.13
Thereof-		
Unfunded	422.92	406.13
Funded	-	-

Amount recognised in Other Comprehensive Income	(₹ in Lakhs)	
	For the year ended 31-Mar-2020	For the year ended 31-Mar-2019
Actuarial (gain)/loss on obligations-change in demographic assumptions	-	-
Actuarial (gain)/loss on obligations-change in financial assumptions	33.52	12.05
Actuarial (gain)/loss on obligations-Experience Adjustment	116.30	109.91
Total expense/ (income) recognized in the statement of Other Comprehensive Income	149.82	121.96



(₹ in Lakhs)

Amount recognised in the Statement of Profit & Loss	For the year ended 31-Mar-2020	For the year ended 31-Mar-2019
Current service cost	-	-
Net Interest cost (Interest Cost-Expected return)	22.02	24.19
Total expense recognized in the statement of Profit & Loss	22.02	24.19

Assumptions	As at 31-Mar-2020	As at 31-Mar-2019
Discount rate (per annum)	6.70%	7.60%
Superannuation age	60	60
Early retirement & disablement	0.10%	0.10%

(₹ in Lakhs)

Amount recognised in Balance Sheet	As at 31-Mar-2020	As at 31-Mar-2019
Defined benefit obligation	422.92	406.13
Classified as:		
Non-Current	354.64	341.36
Current	68.28	64.77


## Sensitivity Analysis

(₹ in Lakhs)

Particulars	31 March 2020	
	Increase	Decrease
Changes in Discount rate in %	0.50	0.50
Defined benefit obligation after change	409.00	436.00
Original defined benefit obligation	422.92	422.92
Increase/(decrease) in defined benefit obligation	(13.92)	13.08
Changes in Mortality rate in %	10.00	10.00
Defined benefit obligation after change	414.00	430.00
Original defined benefit obligation	422.92	422.92
Increase/(decrease) in defined benefit obligation	(8.92)	7.08

(₹ in Lakhs)

Particulars	31 March 2019	
	Increase	Decrease
Changes in Discount rate in %	0.50	0.50
Defined benefit obligation after change	394.00	418.00
Original defined benefit obligation	406.13	406.13
Increase/(decrease) in defined benefit obligation	(12.13)	11.87
Changes in Mortality rate in %	10.00	10.00
Defined benefit obligation after change	397.00	413.00
Original defined benefit obligation	406.13	406.13
Increase/(decrease) in defined benefit obligation	(9.13)	6.87



*C. Other Long Term Benefit Plans**Leave Encashment (Non-funded), Long Service Award (Non-funded) and Half Pay Leave (Non-funded)*

The Company provides for the encashment of accumulated leave subject to a maximum of 300 days. The liability is provided based on the number of days of unutilised leave at each balance sheet date on the basis of an independent actuarial valuation. An amount of ₹ 141.60 Lakhs (₹ 532.10 Lakhs) has been recognised in the Statement of Profit and Loss.

	(₹ in Lakhs)	
Leave Encashment (Non-funded)	As at 31-Mar-2020	As at 31-Mar-2019
Amount recognized in Balance Sheet:		
Current	172.75	201.36
Non Current	871.57	701.36

Long Service Award is given to the employees to recognise long and meritorious service rendered to the company. The minimum eligibility for the same starts on completion of 10 year of service and thereafter every 5 year of completed service. An amount of ₹ 0.80 Lakhs [ ₹ (-) 20.19 Lakhs] has been recognised in the Statement of Profit and Loss.

	(₹ in Lakhs)	
Long Service Award (Non-funded)	As at 31-Mar-2020	As at 31-Mar-2019
Amount recognized in Balance Sheet:		
Current	69.28	60.73
Non Current	417.95	346.57

The leave on half pay is 20 days for each completed year of service on medical certificate or on personal grounds. An amount of ₹ 240.83 Lakhs (₹ 358.90 Lakhs) has been recognised in the Statement of Profit and Loss.

	(₹ in Lakhs)	
Half Pay Leave (Non-funded)	As at 31-Mar-2020	As at 31-Mar-2019
Amount recognized in Balance Sheet:		
Current	157.45	105.33
Non Current	901.24	712.52



Note No. 41

Leases

(i) Transition to Ind AS 116

Effective 1st April, 2019, the Company has adopted Ind AS 116 "Leases" (the standard) and applied the standard to all lease contracts existing on 1st April, 2019 using the modified retrospective approach. Consequently, the Company recorded the lease liability at the present value of the lease payments discounted at the incremental borrowing rate and the right of use asset at its carrying amount as if the standard had been applied since the commencement date of the lease, but discounted at the Company's incremental borrowing rate at the date of initial application. Comparatives as at/ for the year ended 31st March, 2019 have not been retrospectively adjusted and therefore will continue to be reported under the erstwhile standard. (Refer note No. 03 and Para 1.15 of the Significant Accounting Policies). The effect of this adoption is decrease in profit before tax by ₹ 185.82 Lakhs during the year ending March 31, 2020.

(ii) Amounts recognised in Balance Sheet

(₹ in Lakhs)

Particulars	As at 31 March 2020				Total
	Right of Use- Land Leasehold	Right of Use - Others			
		Buildings	Plant & Machinery	Electrical Equipments	
Current	-	561.23	436.29	8.34	1,005.86
Non Current	-	1,265.08	64.18	-	1,329.26
<b>Total</b>	<b>-</b>	<b>1,826.31</b>	<b>500.47</b>	<b>8.34</b>	<b>2,335.12</b>

(iii) Reconciliation of Lease Liabilities

(₹ in Lakhs)

Particulars	As at 31 March 2020				Total
	Right of Use- Land Leasehold	Right of Use - Others			
	Land Leasehold	Buildings	Plant & Machinery	Electrical Equipments	
Opening Balance of Right of Use Lease Liabilities	-	2,267.21	1,096.51	30.85	3,394.57
Add: Interest Expenses on lease liabilities	-	199.49	79.75	1.96	281.20
Less: Rental Expenses paid during the year	-	(640.39)	(675.79)	(24.47)	(1,340.65)
<b>Total</b>	<b>-</b>	<b>1,826.31</b>	<b>500.47</b>	<b>8.34</b>	<b>2,335.12</b>

(iv) Maturity profile of the lease liabilities :

(₹ in Lakhs)

Year ended March 31, 2020	Within 1 year	1-3 years	More than 3 years	Total
Lease liability	1,005.86	754.43	574.83	2,335.12

(v) The following are the amounts recognised in the statement of profit and loss:

(₹ in Lakhs)

Particulars	For the year ended 31 March 2020				Total
	Right of Use- Land Leasehold	Right of Use - Others			
		Buildings	Plant & Machinery	Electrical Equipments	
Depreciation expense of Right of Use assets	63.54	736.21	616.35	22.52	1,438.60
Interest expense on Lease Liabilities	-	199.49	79.75	1.96	281.20
Rent expense in term of short term leases/ low value leases	-	742.36	-	209.77	952.13
<b>Total</b>	<b>63.54</b>	<b>1,678.06</b>	<b>696.08</b>	<b>234.25</b>	<b>2,671.93</b>

(vi) Total cash outflow due to leases


(₹ in Lakhs)

Lease Rentals paid during the year	(1,340.65)
------------------------------------	------------

(vii) Extension and termination options

The Company has several lease contracts that include extension and termination options which are used for regular operations of its business. These options are negotiated by management to provide flexibility in managing the Company's business needs. Management exercises significant judgement in determining whether these extension and termination options are reasonably certain to be exercised.

In determining the lease term, management considers all facts and circumstances that create an economic incentive to exercise an extension option, or not exercise a termination option. Extension options (or periods after termination options) are only included in the lease term if the lease is reasonably certain to be extended (or not terminated). The assessment is reviewed if a significant event or a significant change in circumstances occurs which affects this assessment and that is within the control of the lessee.





## Note 42 - Additional Disclosures

42.1 (a) Conveyance deeds of certain leasehold land costing ₹2,427.39 Lakhs (₹2,484.37 Lakhs) and buildings, with written down value of ₹3,349.16 Lakhs (₹3,211.46 Lakhs) are pending registration/mutation.

(b) Certain buildings & sidings with written down value of ₹7,498.33 Lakhs (₹6,603.58 Lakhs) are situated on leasehold/rented land. Some of the leases with Kolkata Port trust have expired and are under renewal.

### 42.2 Contingent Liabilities as at 31<sup>st</sup> March, 2020 not provided for in the accounts are:

(a) Disputed demand for Excise Duty, Income Tax, Sales Tax and Service Tax amounting to ₹6,419.18 Lakhs (₹10,244.37 Lakhs) against which the Company has lodged appeals/petitions before appropriate authorities. Details of such disputed demands as on 31<sup>st</sup> March, 2020 are given in Annexure – A.

(b) Claims against the company not acknowledged as debts amounts to ₹943.01 Lakhs (₹1,006.19 Lakhs) in respect of which the Company has lodged appeals/petitions before appropriate authorities. In respect of employees ex-employees related disputes, financial effect is ascertainable on settlement.

42.3 Counter guarantees given to Standard Chartered Bank, Bank of Baroda, Canara Bank, Yes Bank, Indusind Bank and Axis Bank and in respect of guarantees given by them amounts to ₹7,736.22 Lakhs (₹6,613.64 Lakhs).

42.4 Estimated amount of contract remaining to be executed on Capital Accounts and not provided for amounted to ₹499.42 Lakhs (₹992.91 Lakhs).

### 42.5 Details of dues to Micro, Small and Medium Enterprises are as given below:

(a) The principal amount remaining unpaid to any supplier at the end of accounting year 2019-20 ₹328.26 Lakhs (₹ 324.16 Lakhs).

(b) The interest due thereon remaining unpaid to any supplier at the end of accounting year 2019-20 ₹0.00 Lakhs (₹ 0.06 Lakhs).

(c) The amount of interest paid by the company in terms of section 16 of the Micro, Small and Medium Enterprises Development Act, 2006 during the accounting year 2019-20 ₹0.53 Lakhs (₹0.02 Lakhs).

(d) The amount of payment made to the supplier beyond the appointed day during the accounting year 2019-20 ₹0.01 Lakhs (₹2.77 Lakhs).


(e) The amount of interest due and payable for the period of delay in making payment (which has been paid but beyond the appointed day during the year) but without adding the interest specified under the Micro, Small and Medium Enterprises Development Act, 2006 during the accounting year 2019-20 ₹0.00 (₹0.00).

(f) The amount of interest accrued and remaining unpaid at the end of accounting year 2019-20 ₹0.00 Lakhs (₹0.06 Lakhs).

(g) The amount of further interest remaining due and payable even in the succeeding years, until such date when the interest dues above are actually paid to the small enterprise, for the purpose of disallowance of a deductible expenditure under Section 23 of the Micro, Small and Medium Enterprises Development Act, 2006 for the year 2019-20 ₹0.00 Lakhs (₹0.06 Lakhs).

42.6 The gross amount of exchange difference credited to Statement of Profit & Loss is ₹217.52 Lakhs (credited ₹366.57 Lakhs) and the gross amount of exchange difference debited to Statement of Profit & Loss is ₹215.28 Lakhs (debited ₹297.02 Lakhs).

42.7 Trade receivables, loans and advances and deposits for which confirmations are not received from the parties are subject to reconciliation and consequential adjustments on determination / receipt of such confirmation.



42.8 Remuneration of Chairman & Managing Director, Whole time Directors and Company Secretary:

	2019-20	₹/Lakhs 2018-19
Salaries	268.76	(261.64)
Contribution to Provident and Gratuity Fund	33.98	(32.89)
Perquisites	31.56	(33.60)
	<u>334.30</u>	<u>(328.13)</u>

42.9 Auditors Remuneration and Expenses:


₹ Lakhs

Statutory Auditors		
- Audit Fees	5.75	(5.75)
- Tax Audit Fees	0.85	(0.85)
- Other Capacity for Limited Review and other certification jobs	2.75	(2.00)
Branch Auditors		
- Audit Fees	12.40	(13.13)
- Other Capacity	-	-
- Expenses relating to audit of Accounts	2.10	(2.29)
	<u>23.85</u>	<u>(24.02)</u>

42.10 (a) Stock & Sale of Goods Manufactured (with own materials):

₹/Lakhs

<u>Class of Goods</u>	<u>Opening Value</u>	<u>Closing Value</u>	<u>Sales Value</u>
Greases & Lubricating Oils	2,335.86 (2,548.44)	2,463.48 (2,335.86)	31,164.73 (37,413.25)
Barrels and Drums	421.86 (456.59)	514.84 (421.86)	50,929.67 (59,848.81)
Leather Auxiliaries	326.53 (102.37)	401.40 (326.53)	5,991.49 (6,294.42)
Others including Manufacturing Scrap	- (-)	- (-)	- (-)
	<u>3,084.25</u> <u>(3,107.40)</u>	<u>3,379.72</u> <u>(3,084.25)</u>	<u>88,085.89</u> <u>(1,03,556.48)</u>



42.10 (b) Work in Progress:


	₹/Lakhs
Greases and Lubricating Oils	207.76 (175.52)
Barrels and Drums	829.93 (643.69)
Leather Auxiliaries	139.87 (147.19)
	<u>1,177.56</u> <u>(966.40)</u>

42.11 Analysis of Raw Materials Consumed (excluding materials supplied by Customers):

	₹/Lakhs
Steel	34,344.57 (43,068.89)
Lubricating Base Oils	11,968.32 (14,549.57)
Additives and other Chemicals	4,405.37 (6,587.84)
Vegetable and other Fats	2,170.21 (2,091.19)
Drum Closures	1,725.04 (2,140.24)
Paints	959.29 (1,184.36)
Paraffin Wax	694.32 (942.44)
Others	3,927.55 <u>(4,188.15)</u>
	60,194.67 <u>(74,752.68)</u>

42.12 Value of Raw Materials, Components and Spare Parts consumed:

Raw Materials	2019-20		2018-19	
	₹/Lakhs	(%)	₹/Lakhs	(%)
Imported	1,615.35	2.68	(3,366.62)	(4.50)
Indigenous	<u>58,579.32</u>	<u>97.32</u>	<u>(71,386.06)</u>	<u>(95.50)</u>
	<u>60,194.67</u>	<u>100.00</u>	<u>(74,752.68)</u>	<u>(100.00)</u>
<b>Spare &amp; Components</b>	<b>₹/Lakhs</b>	<b>(%)</b>	<b>₹/Lakhs</b>	<b>(%)</b>
Imported	24.74	3.09	(41.60)	(4.68)
Indigenous	<u>775.68</u>	<u>96.91</u>	<u>(847.64)</u>	<u>(95.32)</u>
	<u>800.42</u>	<u>100.00</u>	<u>(889.24)</u>	<u>(100.00)</u>



42.13 Purchase and Sale of Trading Goods:

₹/Lakhs

<u>Class of Goods</u>	<u>Purchase Value</u>	<u>Sale Value</u>
Bulk Houses	1,828.66 (329.45)	1,901.81 (329.45)
Speciality Containers	246.95 (-)	246.95 (-)
	<u>2,075.61</u> <u>(329.45)</u>	<u>2,148.76</u> <u>(329.45)</u>

42.14 (a) Value of Imports on C.I.F basis:

₹/Lakhs

	2019-20	2018-19
Raw Materials	1,244.05	(3,011.60)
Components and Spare Parts	73.54	(101.99)
Capital Goods	630.11	(61.08)
	<u>1,947.70</u>	<u>(3,174.67)</u>

42.14 (b) Expenditure in Foreign Currency:

₹/Lakhs

	2019-20	2018-19
Services	10,433.25	(13,807.18)
Others	138.25	(87.95)
	<u>10,571.50</u>	<u>(13,895.13)</u>

42.14 (c) Earnings in Foreign Currency:

₹/Lakhs

	2019-20	2018-19
Export of Goods and Components calculated on F.O.B basis as invoiced	1,531.72	(1,831.04)
Interest and Dividend	1,731.61	(1,687.48)
Services	3,477.28	(3,994.13)
	<u>6,740.61</u>	<u>(7,512.65)</u>

Earnings from services exclude deemed exports ₹NIL (₹NIL).



-2.15 Expenditure on Research and Development capitalized and charged to Statement of Profit & Loss during the years is as below:


	(₹ in Lakhs)				
	2019-20	2018-19	2017-18	2016-17	2015-16
Capital Expenditure	31.50	322.38	106.79	30.41	51.35
Revenue Expenditure	777.76	780.93	628.87	529.29	543.32

-2.16 (a) Excess Income Tax provision in respect of earlier years amounting to ₹710.00 Lakhs (₹743.22 Lakhs) has been reversed in the current year.

(b) In pursuance to Section 115BAA of the Income Tax Act, 1961, as amended, the company has the option of shifting to a reduced tax rate effective April 1, 2019 along with a consequent reduction in certain tax incentives and subject to certain conditions. The company evaluated these provisions and have already exercised this option during the current financial year.


-2.17 **Loans and Advances in the nature of loans to Subsidiaries / Joint Venture Companies / Associates**

The company does not have any Loans and Advances in the nature of Loans provided to its Subsidiaries Joint Venture Companies / Associates as at the year end except as is disclosed in Note No. 42.18 below.



<u>Name of the Related Party</u>	<u>Nature of Relationship</u>
Balmer Lawrie Investments Ltd. (BLIL)	Holding Company
Balmer Lawrie (UK) Ltd.	Wholly owned Subsidiary
Visakhapatnam Port Logistics Park Ltd.	Subsidiary
Transafe Services Ltd.	Joint Venture (*)
Balmer Lawrie - Van Leer Ltd.	Joint Venture
Balmer Lawrie (UAE) LLC	Joint Venture
Avi - Oil India (P) Ltd.	Associate
PT Balmer Lawrie Indonesia	Joint Venture
Shri Prabal Basu, Chairman and Managing Director	Key Management Personnel
Shri D. Sothi Selvam, Director (Manufacturing Business)	Key Management Personnel (Ceases to be a Director wef 16.12.2019)
Shri K. Swaminathan, Director (Service Business)	Key Management Personnel (Superannuated on 29.02.2020)
Shri S. S. Khuntia, Director (Finance)	Key Management Personnel (Superannuated on 30.04.2020)
Ms Atreyee Borooah Thekedath (Independent Director)	Key Management Personnel (wef 13.12.2017 and upto 31.12.2019)
Shri Vijay Sharma (Govt. Nominee Director)	Key Management Personnel (wef 15.01.2018)
Shri Sunil Sachdeva (Independent Director)	Key Management Personnel (wef 04.04.2018)
Ms Kavita Bhavsar, Company Secretary	Key Management Personnel
Shri A. Ratna Sekhar, Director (HR & CA)	Key Management Personnel (wef 02.05.2018)
Shri Vikash Preetam (Independent Director)	Key Management Personnel (wef 28.07.2018)
Shri Arun Tandon (Independent Director)	Key Management Personnel (wef 12.09.2018)
Shri Arun Kumar (Independent Director)	Key Management Personnel (wef 18.07.2019)
Shri Anil Kumar Upadhyay (Independent Director)	Key Management Personnel (wef 18.07.2019)
Shri Bhagawan Das Shivahare (Independent Director)	Key Management Personnel (wef 18.07.2019)
Ms Perin Devi Rao (Govt. Nominee Director)	Key Management Personnel (wef 28.07.2018)
Shri Adhip Nath Palchaudhuri, Director (Service Business)	Key Management Personnel (wef 01.03.2020)

(\*) The 'Corporate Insolvency Resolution Process' (CIRP) has been initiated by the Hon'ble National Company Law Tribunal (NCLT), Kolkata Bench vide its order dated November 21, 2019 in respect of M/s Transafe Services Limited (TSL), under the provisions of "The Insolvency and Bankruptcy Code, 2016" (IB Code). As directed by the Insolvency Resolution Professional (IRP), the powers of the Board of Directors of TSL stands suspended as per Section 17 of the IB Code from the order date and such powers are now being exercised by the IRP appointed by the Hon'ble NCLT. Consequent to the same, the company ceases to have joint control or have any significant influence over TSL and TSL ceases to be a Related Party under the extant provisions of Section 2(76) the Companies Act, 2013 or under IND AS-110 or clause 2(1) (zb) of SEBI (Listing Obligations and Disclosure Requirements), Regulations, 2015 for the year ending 31.03.2020. However, for the year ending 31.03.2019, TSL was considered a Related Party and therefore, the figures of Previous Year ending 31.03.2019 have not been reclassified.




ii) Notes on Accounts - (Contd.)

₹/Lakhs

**Transactions with Related Parties**

Type of Transactions	Year <u>Ending</u>	<u>Holding Company</u>	<u>Subsidiary</u>	<u>Joint Ventures</u>	<u>Key Management Personnel</u>	<u>TOTAL</u>
a) Sale of Goods	31/03/20	-	-	12.35	-	12.35
	31/03/19	-	-	11.58	-	11.58
b) Purchase of Goods	31/03/20	-	-	1,960.23	-	1,960.23
	31/03/19	-	-	2,478.63	-	2,478.63
c) Value of Services Rendered	31/03/20	44.16	-	746.20	-	790.36
	31/03/19	41.50	-	934.07	0.02	975.59
d) Value of Services Received	31/03/20	-	-	-	-	-
	31/03/19	-	-	18.35	-	18.35
e) Remuneration to Key Managerial Personnel	31/03/20	-	-	-	334.30	334.30
	31/03/19	-	-	-	328.13	328.13
f) Income from leasing or hire purchase agreement	31/03/20	-	-	1.08	-	1.08
	31/03/19	-	-	1.08	-	1.08
g) Investment in shares as on	31/03/20	-	8,103.96	4,726.02	-	12,829.98
	31/03/19	-	8,103.96	5,753.34	-	13,857.30
h) Loans given as on	31/03/20	-	230.03	-	-	230.03
	31/03/19	-	230.03	423.49	-	653.52
i) Dividend Income	31/03/20	-	-	2,561.97	-	2,561.97
	31/03/19	-	-	2,407.06	-	2,407.06
j) Dividend Paid	31/03/20	7,749.89	-	-	-	7,749.89
	31/03/19	7,045.29	-	-	-	7,045.29
k) Interest Income	31/03/20	-	24.39	-	-	24.39
	31/03/19	-	112.05	98.41	-	210.46
l) Amount received on a/c. of salaries, etc. of employees deputed or otherwise	31/03/20	15.48	-	-	-	15.48
	31/03/19	14.79	-	87.89	-	102.68
m) Net outstanding recoverable as on	31/03/20	12.02	370.65	117.30	-	499.97
	31/03/19	51.57	342.15	2,350.88	-	2,744.60
n) Net outstanding payable as on	31/03/20	-	-	449.14	-	449.14
	31/03/19	-	1,027.32	310.22	-	1,337.54
o) Provision for advances/ investments	31/03/20	-	-	-	-	-
	31/03/19	-	-	2,495.12	-	2,495.12
p) Share of margin towards business operations	31/03/20	-	-	-	-	-
	31/03/19	-	-	2.68	-	2.68



## 42.19 Segment Reporting

Information about business segment for the year ended 31<sup>st</sup> March, 2020 in respect of reportable segments as notified by the Ministry of Corporate Affairs in the IND AS- 108 in respect of "Operating Segments" is attached in Note No.43.

## 42.20 Disclosure of Interests in Joint Venture and Associate Companies

<u>Name of Joint Venture Company</u>	<u>Proportion of Shareholding</u>	<u>Country of Incorporation</u>
Balmer Lawrie (UAE) LLC	49%	United Arab Emirates
Balmer Lawrie Van Leer Ltd.	48%	India
Transafe Services Ltd. (*)	50%	India
PT Balmer Lawrie Indonesia	50%	Indonesia

<u>Name of Associate Company</u>		
Avi Oil India (P) Ltd.	25%	India

(\*) Refer Note No. 42.18


Avi Oil India (P) Ltd. is classified as associate on the basis of the shareholding pattern which leads to significant influence over them by the Company. Further, in Balmer Lawrie (UAE) LLC, Balmer Lawrie Van Leer Ltd, PT Balmer Lawrie Indonesia and Transafe Services Ltd. (TSL), both the partners have equal nominee representatives in the Board. Hence, these entities are classified as joint ventures. The Company recognizes its share in net assets through equity method except for Transafe Services Ltd. (Refer Note No. 42.18).

The Company's proportionate share of the estimated amount of contracts remaining to be executed on Capital Accounts relating to the Joint Venture & Associate Companies and not provided for in their respective financial statements amounts to ₹2801.35 Lakhs (₹569.96 Lakhs).

With the adoption of Ind AS by the company and its group companies, the consolidation of individual line items under proportionate consolidation method being followed earlier under previous GAAP has been discontinued. Under the equity method as prescribed in Ind AS, the net assets of the group companies are shown as an increase in equity with corresponding increase in value of Investments in the parent company's books. Hence the disclosure for aggregate amounts of each of the assets, liabilities, income and expenses related to the interests in the Joint Venture and associate companies are no longer relevant.

## 42.21 Cost of Services comprises:

	<u>₹/Lakhs</u>	
	<u>2019-20</u>	<u>2018-19</u>
Air/ Rail travel costs	1,864.39	(1,885.08)
Air/ Ocean freight	20,243.23	(22,933.35)
Transportation/ Handling	5,911.70	(7,007.40)
Other Service charges	2,448.83	(3,951.21)
	<u>30,468.15</u>	<u>(35,777.04)</u>





42.22 Capital Work in Progress as at the Balance Sheet date comprises:

Asset Classification (*)	₹/Lakhs	
	As on 31.03.2020	As on 31.03.2019
Leasehold Land	280.81	(280.81)
Building	1,233.01	(9,940.73)
Plant & Machinery	349.88	(834.18)
Electrical Installation & Equipment	269.06	(103.88)
Furniture & Fittings	13.19	(3.44)
Typewriter, Accounting Machine & Office Equipment	21.60	(17.26)
Tubewell, Tanks & Miscellaneous Equipment	-	(82.49)
Pre-Production Expenses	189.70	(431.69)
<b>Sub-Total</b>	<b>2357.25</b>	<b>(11694.48)</b>
Intangible Assets under development	7.00	(0.00)
<b>Grand-Total</b>	<b>2,364.25</b>	<b>(11,694.48)</b>

(\*) Subject to final allocation / adjustment at the time of capitalization.


42.23 Miscellaneous Expenses shown under "Other Expenses" (Refer Note No. 36) do not include any item of expenditure which exceeds 1% of revenue from operations.

42.24 (a) Certain fixed deposits with banks amounting to ₹7,800.00 Lakhs (₹5,500.00 Lakhs) are pledged with a bank against short term loans availed from the said bank. However, there are no loans outstanding against these pledges as on 31.3.2020.

(b) Certain fixed deposits amounting to ₹84.45 Lakhs (₹78.64 Lakhs) are pledged with a bank against guarantees availed from the said bank.

42.25 Details of Other Payables (Refer Note No.24)

	₹/Lakhs	
	2019-20	2018-19
Creditor for Expenses	6,362.94	(6,200.48)
Creditor for Capital Expenses	295.75	(246.19)
Employee Payables	1,626.10	(2,226.88)
Statutory Payables	365.85	(311.74)
Others	83.72	(112.71)
	<b>8,734.36</b>	<b>(9,098.00)</b>



42.26 Ind AS 36, Impairment, requires the company to test assets for impairment at every financial year end wherever there exist conditions which indicate that an impairment loss may have occurred. Kolkata plant of the SBU Industrial Packaging have been incurring losses for the last few years. In view of the same, fixed assets of the IP Kolkata unit had already been impaired during the previous financial year. The company's management has decided to close down the operations of the Kolkata plant of the SBU Industrial Packaging and proposal for the same has been send to the Administrative Ministry, Ministry of Petroleum & Natural Gas, Government of India for their in-principle approval.

42.27 The company has been sanctioned a Grant-in-aid of ₹7.83 crores in earlier years from the Ministry of Food Processing Industries (MoFPI) for setting up integrated cold chain facilities at Rai, Haryana and Patalganga, Maharashtra. Against the same, the company has been disbursed ₹4.70 crores upto 31.03.2020 (₹1.81 crores was disbursed during the financial year 2017-18). This has been treated as a deferred income and grouped under Non-Financial Liabilities-Others (Current) to be apportioned over the useful life of the assets procured out of such grant. During the current financial year, a sum of ₹42.71 Lakhs (₹12.16 Lakhs) has been credited to income in the statement of profit and loss.

42.28 The words "Property, plant & equipment" wherever appearing in para 5 and para 7 of Significant Accounting Policy No.1.2 should be read as "Plant & Machinery". This shall be subsequently approved by the company.

42.29 During the previous financial year 2018-19, the company started the process of closing down the wholly owned subsidiary Balmer Lawrie (UK) Limited (BLUK) and as a part of restructuring initiative a comprehensive portion of its paid-up shares was purchased back by the subsidiary company as per laid down guidelines of the United Kingdom. The wholly owned subsidiary issued share capital now stands at 100 equity shares with a face value of US \$ 1 each, which are still held by the company.

42.30 During the previous financial year 2018-19, as a part of restructuring of BLUK, its 50% share (2,000,000 shares) in PT. Balmer Lawrie Indonesia (PTBLI) were transferred to the company and investment in PTBLI to the tune of ₹1027.32 Lakhs was recognised. During the current financial year, it has been decided that since currently the Net worth of PTBLI is negative, a provision to the tune of ₹1027.32 Lakhs is created in the books of accounts of the company and the amount to be paid to BLUK against the same is also adjusted.

42.31 The review of the residual value and the useful life of the assets (including for Property, Plant & Equipment, Intangible Assets and Investment Properties) is done by the management on a regular basis at periodic intervals.

**42.32 Impact of COVID-19 pandemic**

The spread of Covid-19 has severely affected the businesses around the globe. In many countries including India, there has been severe disruption to regular operations due to lock-downs, disruptions in transportations, supply chain, travel bans, quarantines, social distancing and other emergency measures.

Some of the services of the company have been identified as Essential Services and have been permitted to be allowed during the lockdown phases. The Company is also running its manufacturing facilities and is providing goods and services to its Customers.

The Company has made detailed assessment of its liquidity position for the next few months and of the recoverability and carrying values of its assets comprising Property, Plant and Equipment, Intangible assets, Trade Receivables, Inventories and Investments as at the Balance Sheet date, and based on the internal and external information upto the date of approval of these financial statements including credit reports and economic forecasts has concluded that no material adjustments are required to be made in the financial results.


The management believes that it has considered all the possible impact of known events arising from Covid-19 global health pandemic in the preparation of financial results. However, the impact assessment of Covid-19 is a continuing process given the uncertainties associated with its nature, extent and duration. The management shall continue to monitor any material changes to future economic conditions on a continuing basis.

- 42.33 (a) The financial statements have been prepared as per the requirement of Division-II to the Schedule III of the Companies Act, 2013.
- (b) Previous year's figures have been re-grouped or re-arranged or re-classified wherever so required to make them comparable with current year figures.
- (c) Figures in brackets relate to previous year.
- (d) All amounts in ₹ Lakhs unless otherwise stated. The words Lakhs and Lacs are used interchangeably in these financial statements and have the same connotation.

As per our report attached  
For B. K. Shroff & Co.  
Chartered Accountants  
Firm Registration No. 302166E

*R. K. Shroff*

CA. L. K. Shroff  
Partner  
Membership No. 060742  
Kolkata, 24 June, 2020



*[Signature]*  
Chairman & Managing  
Director


*[Signature]*  
Director (Finance)  
& Chief Financial  
Officer

*[Signature]*  
Directors

*[Signature]*  
Secretary

**Statement of Disputed Dues as on 31st March, 2020**  
(Not provided for in the accounts)

Name of the Statute	Nature of the Dues	Amount (Rs./Lakhs)		Period to which the amount relates	Forum Where dispute is pending
		2019-20	2018-19		
Sales Tax Act	Sales Tax	-	17.67	Asst Yr 1994/95	Tribunal, Mumbai
		-	1.55	Asst Yr 1994/95	Tribunal, Mumbai
		9.03	9.03	Asstt Yr 2012/13	Jt. Commissioner, Mumbai
		23.58	23.58	Asstt Yr 2009/10	Dy. Commissioner, Mumbai
		16.67	16.67	Asst Yr 2007/08	Jt. Commissioner, Mumbai
		-	61.55	Asst Yr 2010/11	Jt. Commissioner, Mumbai
		-	15.65	Asstt Yr 2011/12	Jt Comm., Mumbai
		2.71	2.71	Asst Yr 2007/08	Jt. Commissioner, Mumbai
		-	133.42	Asst Yr 2003/04	Dy. Commissioner, Mumbai
		-	5.78	Asst Yr 2000/01	Dy. Commissioner, Mumbai
		-	0.90	Asst Yr 2000-01	Dy. Commissioner, Mumbai
		-	0.61	Asst Yr 2001/02	Dy. Commissioner, Mumbai
		-	8.08	Asstt Yr 2000/01	Dy. Commissioner, Mumbai
		-	4.85	Asstt Yr 2001/02	Dy. Commissioner, Mumbai
		0.24	0.24	Asstt Yr 2008/09	Jt Comm., Mumbai
		94.56	-	Asstt Yr 2013/14	Commissioner (VAT), Mumbai
		71.37	-	Asstt Yr 2014/15	Commissioner (VAT), Mumbai
		26.76	-	Asstt Yr 2013/14	Commissioner (VAT), Mumbai
		26.74	-	Asstt Yr 2014/15	Commissioner (VAT), Mumbai
		-	1.35	Asst Yr 2000/01	Dy. Commissioner, Mumbai
		-	1.68	Asst Yr 2001/02	Dy. Commissioner, Mumbai
		5.48	5.48	Asst Yr 2008/09	Jt. Commissioner, Mumbai
		-	1.37	Asst Yr 2001/02	Dy. Commissioner, Mumbai
-	109.56	Asst Yr 2011/12	Jt. Commissioner, Mumbai		
8.54	8.54	Asst Yr 2012/13	Jt. Commissioner -ST Appeal Mumbai		
7.07	7.07	Asstt Yr 2007/08 (VAT Act. 03)	Sr. Jt. Commissioner, Appeal West Bengal		
69.38	69.38	Asst Yr 2003	CTO, Kochi		
15.62	15.62	Asstt Yr 1993/94	CTO, Kochi		
2.25	2.25	Asstt Yr 2005/06	CTO, Kochi		




PART - I

ANNEXURE - A (Contd..)

**Statement of Disputed Dues as on 31st March, 2020**  
(Not provided for in the accounts)

Name of the Statute	Nature of the Dues	Amount (Rs./Lakhs)		Period to which the amount relates	Forum Where dispute is pending
		2019-20	2018-19		
Central Excise Act	Excise Duty	1402.49	1308.11	July'97	Appellate Tribunal, Kolkata
		-	16.31	Feb.'2004	Appellate Tribunal, Kolkata
		47.00	47.00	04/10/2002	- do -
		-	40.04	22/11/2011	Addl. Commissioner (CE)
		-	0.52	05/05/2011	Dy. Commissioner (CE)
		-	1.94	11/2/2013	Commissioner (CE)
		-	17.57	08/04/2017	Comm (Appeals), Mumbai
		-	27.83	March, 2011	- do -
		-	9.78	March'2010	- do -
		-	218.03	.18/09/2002	CESTAT
		-	99.29	.02/05/2003	- do -
		-	9.07	08/05/2006	- do -
		1.42	1.42	.06/07/1995	Asst. Commissioner
		12.18	12.18	17/07/1995	- do -
		9.97	9.97	27/04/1995	- do -
		1.62	1.62	03/06/2011	Commissioner (Appeal)
1.09	1.09	08/09/1995	Asst. Commissioner		
SUB TOTAL		<b>1475.77</b>	<b>1821.77</b>		
Cess		124.96	120.02	Asstt Yr 1999/00	High Court, Mumbai
		104.76	100.63	Asstt Yr 2000/01	High Court, Mumbai
SUB TOTAL		<b>229.72</b>	<b>220.65</b>		




PART.

ANNEXURE - A (Contd.)


**Statement of Disputed Dues as on 31st March, 2020**  
(Not provided for in the accounts)

Name of the Statute	Nature of the Dues	Amount (Rs./Lakhs)		Period to which the amount relates	Forum Where dispute is pending
		2019-20	2018-19		
		6.63	6.63	Asstt Yr 2005/06	CTO, Kochi
		10.85	10.85	Asstt Yr 2004	CTO, Kochi
		1.82	1.82	Asstt Yr 2003/04	Asst. Commissioner, Chennai
		-	14.65	Asstt Yr 1998/99	Appeal pending before STAT
		67.82	67.82	Asst. Year 2005/06	Appeal pending with Sales Tax Appellate & Revision Board
		90.93	90.93	Asst. Year 2005/06	- do -
		12.14	12.14	Asst Yr 1996/97	Appeal pending with AAC, Chennai
		32.59	32.59	Asst Yr 2007/08	Appellate & Revision Board
		12.32	17.68	Vat Asst. 2013-14	Appellate & Revision Board
		-	98.11	Ost Asst. 2013-14	Calcutta High Court
		10.91	11.61	VAT Act.'03 Asst. 2014-15	Addl Commissioner Appeal, WB
		32.93	32.93	CST Act.'06 Asst. 2014-15	- do -
		49.86	64.54	VAT Act.'03 Asst. 2015-16	- do -
		66.00	186.15	CST Act.'06 Asst. 2015-16	- do -
		8.32	8.32	Vat Asst. 2012-13	- do -
		274.64	274.64	Asst Yr 2016/17	- do -
		241.27	241.27	Asst Yr 2016/17	- do -
		96.66	-	Asst Yr 2017/18	Senior Joint Commissioner, Corporate Division
		18.60	-		- do -
		52.50	52.50	Asst Yr 2010/11	Jt. Commissioner, Commercial Tax
		798.81	798.81	Asst Yr 2009/10	Appeal against Dy. Commissioner Order, Orissa
<b>SUB TOTAL</b>		<b>2265.61</b>	<b>2548.57</b>		



**Statement of Disputed Dues as on 31st March, 2020**  
(Not provided for in the accounts)

Name of the Statute	Nature of the Dues	Amount (Rs./Lakhs)		Period to which the amount relates	Forum Where dispute is pending
		2019-20	2018-19		
Service Tax	Service Tax	-	1.34	Oct 13 to Dec 13	Asst. Commissioner Central Excise (Adjn), Mumbai
		-	0.45	Apr-14 to June 14	- Do -
		-	0.44	July 14 to Sept 14	- Do -
		-	1.30	Oct 14 to Dec 14	- Do -
		-	17.38	Asst. Year 2012-13	Commissioner of Central Excise Coimbatore
		-	8.34	Asst. Year 2012-13	- Do -
		23.52	22.39	19-03-2010	Commissioner (Appeal) Service Tax
		1254.72	3054.72	Oct.,2002 - March,2007	CESTAT, West Bengal
		-	1.08	Jan.'11-Oct.'11	Suppdt.
		-	2.62	April'06-Dec.'10	- Do -
		-	4.07	Nov 11 to Jun 12	Superintendent
		-	4.10	Nov 11 to Jun 12	Asstt Commissioner
		-	1.19	26, 'October, 2015	Asst. Commissioner, Mumbai
		122.23	116.20	Asstt Yr 2005-06/2006-07	Addl. Commissioner (Service Tax), West Bengal
		-	11.67	21, April, 2015	Commissioner-Service Tax Audit Commissionerate Kolkata
		-	14.58	Apr 06 to Feb 10	Asstt Commissioner, Mumbai
		-	3.30	Mar 10 to Dec 10	Superintendent, Mumbai
		-	5.31	Apr 06 to Dec 10	Asstt Commissioner, Mumbai
		46.39	46.39	1/5/2011	Appellate Tribunal
		27.97	27.99	23-07-2012	1st Appellate Authority, Delhi
		525.21	525.21	2013-14	Central Excise Service Tax Appellate Tribunal, Delhi
		-	5.04	July 12 to Mar 13	Asstt Commissioner, Mumbai
		310.85	310.85	2016-17	CESTAT, Coimbatore
		-	4.38	Apr 13 to Sep 13	Asstt Commissioner, Mumbai
		-	1364.63	01-03-2017	Commissioner order CHN dated 01.03.2017
		69.57	-	30/09/2019	Deputy/Assistant Commissioner of GST Division -II, Mumbai
		67.62	67.62	10/8/2016	CESTAT, Hyderabad
		-	30.80	Oct 07 to Mar 13	Commissioner, Mumbai
		2448.08	5653.38		
GRAND TOTAL		6419.18	10244.37		



Note 143  
 Segment Revenue

(₹ Lakhs)

	31 March 2020			31 March 2019		
	Total Segment Revenue	Inter Segment Revenue	Revenue from external customers	Total Segment Revenue	Inter Segment Revenue	Revenue from external customers
Industrial Packaging	55,430	2,158	53,272	64,086	1,083	63,003
Logistics Infrastructure	17,798	199	17,599	18,591	33	18,558
Logistics Services	27,310	951	26,359	33,246	62	33,184
Travel & Vacations	17,060	3,896	13,164	15,977	314	15,663
Greases & Lubricants	37,160	5,931	31,229	37,600	95	37,505
Others	12,429	1,075	11,354	9,613	6	9,607
<b>Total Segment Revenue</b>	<b>1,67,187</b>	<b>14,210</b>	<b>1,52,977</b>	<b>1,79,113</b>	<b>1,593</b>	<b>1,77,520</b>

Segment Profit before Income Tax

	31 March 2020	31 March 2019
Industrial Packaging	5,390	5,416
Logistics Infrastructure	4,081	4,373
Logistics Services	4,454	7,971
Travel & Vacations	5,502	6,025
Greases & Lubricants	3,432	3,854
Others	385	372
<b>Total Segment Profit</b>	<b>23,244</b>	<b>28,010</b>

Segment Assets


	31 March 2020				31 March 2019			
	Segment assets	Investment in associates and joint ventures	Additions to non-current assets	Segment assets	Segment assets	Investment in associates and joint ventures	Additions to non-current assets	Segment assets
Industrial Packaging	30,812	-	-	30,812	32,182	-	-	32,182
Logistics Infrastructure	25,350	-	-	25,350	22,111	-	-	22,111
Logistics Services	9,385	-	-	9,385	12,202	-	-	12,202
Travel & Vacations	33,478	-	-	33,478	34,239	-	-	34,239
Greases & Lubricants	17,111	-	-	17,111	19,309	-	-	19,309
Others	7,501	-	-	7,501	6,888	-	-	6,888
<b>Total Segment Assets</b>	<b>1,23,636</b>	<b>-</b>	<b>-</b>	<b>1,23,636</b>	<b>1,26,931</b>	<b>-</b>	<b>-</b>	<b>1,26,931</b>
Unallocated								
Deferred tax assets	-	-	-	-	-	-	-	0
Investments	14,007	-1,056	-	12,951	13,841	166	-	14,007
Derivative financial instruments	-	-	-	-	-	-	-	0
Other Assets	51,760	-	-	51,760	47,387	-	-	47,387
<b>Total assets as per the balance sheet</b>	<b>1,89,403</b>	<b>-1,056</b>	<b>-</b>	<b>1,88,347</b>	<b>1,88,159</b>	<b>166</b>	<b>-</b>	<b>1,88,325</b>

Impairment of Assets

Particulars	31 March 2020	31 March 2019
Industrial Packaging	-	19
Logistics Infrastructure	-	-
Logistics Services	-	-
Travel & Vacations	-	-
Greases & Lubricants	-	-
Others	-	-
<b>Total Impairment of Assets</b>	<b>-</b>	<b>19</b>

Segment Liabilities

	31 March 2020	31 March 2019
Industrial Packaging	7,990	8,784
Logistics Infrastructure	7,833	7,624
Logistics Services	7,806	10,889
Travel & Vacations	8,492	11,784
Greases & Lubricants	4,291	6,169
Others	2,423	2,912
<b>Total Segment Liabilities</b>	<b>38,835</b>	<b>48,162</b>
Intersegment eliminations	-	-
Unallocated		
Deferred tax liabilities	1,059	919
Current tax liabilities	1,690	2,791
Current borrowings	153	93
Non current borrowings	854	1,061
Derivative financial instruments	-	-
Other Liabilities	13,789	5,278
<b>Total Liabilities as per the Balance Sheet</b>	<b>56,380</b>	<b>58,304</b>



## Note No. 44

## Financial Risk Management

## i. Financial instruments by category

The measured fair value represents the best estimate of fair value.

(₹ in Lakhs)

Particulars	31 March 2020		31 March 2019	
	Fair value through Profit or Loss	Amortised Cost*	Fair value through Profit or Loss	Amortised Cost*
<b>Financial Assets</b>				
Equity instruments**	120.40	-	149.50	-
Trade receivables	-	27,295.73	-	27,619.22
Other receivables	-	17,009.00	-	21,640.30
Loans	-	1,461.33	-	2,451.39
Accrued income	-	2,395.59	-	2,226.70
Security deposit	-	765.38	-	908.38
Cash and cash equivalents	-	2,150.15	-	4,707.05
Other financial assets	-	42,995.00	-	39,071.11
<b>Total Financial Assets</b>	<b>120.40</b>	<b>94,072.18</b>	<b>149.50</b>	<b>98,624.15</b>
<b>Financial Liabilities</b>				
Trade payables	-	21,785.47	-	29,305.66
Security deposit	-	3,263.77	-	2,468.01
Other financial liabilities	-	8,734.36	-	9,098.00
<b>Total Financial Liabilities</b>	<b>-</b>	<b>33,783.60</b>	<b>-</b>	<b>40,871.67</b>

\*\* Financial assets liabilities stated above are measured at amortised cost and their respective carrying values are not considered to be materially different from their fair values.

\*\* Investment in equity instrument of subsidiaries, joint ventures and associates have been carried at cost amounting to ₹ 12829.98 Lakhs (31 March 2019 ₹ 13857.30 Lakhs) as per Ind AS 27 ("Separate Financial Statement") and hence not presented here.

\*\* This investment includes investment in other unquoted securities and the management estimates that its fair value would not be materially different from its carrying value, hence no fair value hierarchy disclosures are given in respect to these instruments.

## ii. Risk Management

The Company's activities expose it to market risk, liquidity risk and credit risk. This note explains the sources of risk which the entity is exposed to and how the entity manages the risk and the related impact in the financial statements.

Risk	Exposure arising from	Measurement	Management
Credit Risk	Trade Receivables, Cash and cash equivalents, derivative financial instruments, financial assets measured at amortised cost.	Ageing Analysis	Keeping surplus cash only in the form of bank deposits, diversification of asset base, monitoring of credit limits and getting collaterals, wherever feasible. Periodic review/ monitoring of trade receivables.
Liquidity Risk	Borrowings and other liabilities	Rolling cash flow forecasts	Periodic review of cash flow forecasts
Market Risk - Foreign Exchange	Recognised financial assets and liabilities not denominated in Indian Rupee (₹)	Cash flow forecasting and monitoring of forex rates on regular basis	Review of cash flow forecasts and hedging through forward contracts

The Company's risk management other than in respect of trade receivables is carried out by a central treasury department under policies approved in-principle by the Board of Directors. The policies include principles for overall risk management, as well as policies covering specific areas, such as foreign exchange risk, interest rate risk, credit risk and investment of surplus funds. Company's risk in respect of trade receivables is managed by the Chief Operating Officer of the respective Strategic Business Units.

## A) Credit risk

Credit risk refers to the risk of default on its obligation by the counterparty resulting in a financial loss. The maximum exposure to credit risk is primarily from trade receivables and other receivables amounting to ₹ 44304.73 Lakhs as at March 31, 2020 (₹ 49259.52 Lakhs as at March 31, 2019). The receivables are typically unsecured and are derived from revenue earned from customers which is predominantly outstanding from sales to Government departments and public sector entities whose risk of default has been very low in the past. In case of other trade receivables, the credit risk has been managed based on continuous monitoring of credit worthiness of customers, ability to repay and their past track record.

## Provisions

## For receivables

There are no universal expected loss percentages which can be derived for the Company as a whole. The Company generally considers its receivables as impaired when they are outstanding for over three years period. Considering the historical trends based on amounts actually incurred as a loss in this regard over the past few years and market information, the Company estimates that the provision computed on its trade receivables will not be materially different from the amount computed using expected credit loss method prescribed under Ind AS - 109. Since the amount of provision is not material for the Company as a whole, no disclosures have been given in respect of expected credit losses.

## For other Financial assets


Loans - are given to regular employees who are on the payroll of the company as per the employment terms and primarily secured in case of house building and vehicle loans. For other loans, the amounts are well within the net dues to the employees and hence credit risk is taken as nil.

Accrued income - includes Dividend income from both Indian and foreign JV's/associates. Hence no credit risk is envisaged.

Deposits - represent amounts lying with customers mainly government and public sector undertakings on account of security deposits, earnest money deposits and retention money given as per contractual terms. Based on past records the risk of default is minimal.

Cash & Cash equivalents - represent cash in hand and balances lying in current accounts with various consortium banks who have high credit ratings.

Other Bank balances - mainly represent fixed deposits having maturities up to one year and includes accrued interest on such deposits. These deposits have been taken with various public and private sector banks having the high credit ratings.





**B. Liquidity risk**

Liquidity risk arises from borrowings and other liabilities. The company had taken a loan of ₹ 15 Crores from Standard Chartered Bank (in FY 2017-18) to avail of Grant in aid from the Ministry of Food Processing Industries, MoFPI, and expects to repay the same as per schedule. The three tranche of ₹ 1.25 crores each amounting to ₹ 3.75 crores was paid as and when it was due.

Financial liquidity risk management implies maintaining sufficient cash and marketable securities and the availability of funding through an adequate amount of committed credit facilities to meet obligations when due. Given the nature of the business, the Company maintains flexibility in funding by maintaining availability under committed facilities. Management monitors rolling forecasts of the Company's liquidity position and cash and cash equivalents on the basis of expected cash flows. The Company takes into account the liquidity of the market in which the entity operates. In addition, the Company's liquidity management policy involves considering the level of liquid assets necessary to meet these, monitoring balance sheet liquidity ratios against internal and external regulatory requirements and maintaining short term debt financing plans.

The company does not foresee any problems in discharging their liabilities towards trade payables and other current liabilities as and when they are falling due.

**C. Market Risk**

Market risk arises due to change in interest rates or foreign exchange rates.

**1. Interest rate risk**

The company is exposed to interest rate risk to the extent of its investments in fixed deposits with banks. The company has also invested in preference share capital of its joint venture company, M/s Transat Services Limited which has been entirely provided for in the books of the company on account of total erosion of Net Worth of the JV and hence no further income is being accrued on this account (Refer Note no. 42.13). The company has not invested in any other instruments except equity investments. The company has a very insignificant borrowing on which interest is payable and it does not foresee any risks in its repayment.

**2. Foreign currency risk**

The Company is exposed to foreign exchange risk arising from net foreign currency payables, primarily with respect to the US Dollar, GBP and Euro. Foreign exchange risk arises from recognised assets and liabilities denominated in a currency that is not the Company's functional currency. The Company as per its overall strategy uses forward contracts to mitigate its risks associated with fluctuations in foreign currency and interest rates on borrowings and such contracts are not designated as hedges under Ind AS-109. The Company does not use forward contracts for speculative purposes.

The Company is also exposed to foreign exchange risk arising from net foreign currency receivables on account of dividend and other fees from its foreign subsidiaries and associates, primarily with respect to the US Dollars and AED.

The Company, as a matter of policy decided by the Board of Directors, do not enter into derivative contracts.

The Company's exposure to foreign currency risk at the end of the reporting period expressed in individual currencies are as follows:

Particulars	As at 31-Mar-2020	As at 31-Mar-2019
<b>Net Payables</b>		
USD	21,93,470	23,47,472
Euro	15,18,150	16,42,920
GBP	3,02,345	5,68,018
<b>Forward Contracts</b>		
USD	5,99,000	2,75,000
Euro	3,35,000	-
GBP	1,40,000	-
<b>Receivables</b>		
AED	93,28,561	96,39,887

The Company's exposure to foreign currency risk at the end of the reporting period expressed in ₹ are as follows (₹ in lakhs):


Particulars	As at 31-Mar-2020	As at 31-Mar-2019
<b>Net payables</b>		
USD	1,665	1,635
Euro	1,279	1,293
GBP	285	520
<b>Receivables</b>		
AED	1,868	1,770

**Sensitivity**

The sensitivity of profit or loss and equity to changes in the exchange rates arises mainly from foreign currency denominated financial instruments.

Particulars	As at 31-Mar-2020	As at 31-Mar-2019
<b>Increase by 50 Basis points *</b>		
USD	83.24	81.73
Euro	63.96	64.63
GBP	14.25	26.00
AED	93.42	88.49
<b>Decrease by 50 Basis points *</b>		
USD	(83.24)	(81.73)
Euro	(63.96)	(64.63)
GBP	(14.25)	(26.00)
AED	(93.42)	(88.49)

\* Holding all other variables constant



Note No. 45Capital Management

The Company's capital management objectives are:

- to ensure the Company's ability to continue as a going concern
- to provide an adequate return to shareholders


The Company manages capital on the basis of the carrying amount of equity less cash and cash equivalents as presented on the face of balance sheet.

Management assesses the Company's capital requirements in order to maintain an efficient overall financing structure while avoiding excessive leverage. This takes into account the subordination levels of the Company's various classes of debt. The Company manages the capital structure and makes adjustments to it in the light of changes in economic conditions and the risk characteristics of the underlying assets. In order to maintain or adjust the capital structure, the Company may adjust the amount of dividends paid to shareholders, return capital to shareholders, issue new shares, or sell assets to reduce debt.

The Company, being a CSE is governed by the guidelines on Capital issued from time to time by the Government of India.

Particulars	(` in Lakhs)	
	As at 31-Mar-2020	As at 31-Mar-2019
Total Equity	1,31,966.74	1,30,020.44
Total Assets	1,88,346.71	1,88,324.72
Equity Ratio	70.07%	69.04%

Particulars	(` in Lakhs)	
	As at 31-Mar-2020	As at 31-Mar-2019
<b>i) Dividend recognised at the end of the reporting period</b>		
Final dividend for the year ended 31 March 2019 of ₹ 11 (31 March 2018 of ₹ 10) per fully paid share (Net of Dividend Distribution Tax).	12,540.29	11,400.26
<b>ii) Dividends not recognised at the end of the reporting period</b>		
In relation to the above dividends, since year-end, the directors have recommended the payment of final dividend of ₹ 7.50 (31 March 2019 ₹ 11) per fully paid equity share. This proposed dividend is subject to the approval of shareholders in the ensuing Annual General Meeting.	12,825.29	12,540.29



**Balmer Lawrie & Co. Ltd.**  
**For the year ended 31.03.2020**  
**Form AOC-1**

Information in respect of Subsidiaries, Associates & Joint Ventures  
[Pursuant to Section 129(3) of Companies Act 2013 read with Rule 5 of Companies (Accounts) Rules, 2014]

**Part - A - Subsidiaries**

S. No.	1	2
1	Balmer Lawrie UK Ltd.	Visakhapatnam Port Logistics Park Ltd.
2	16-11-1992	24-07-2014
3	NA	NA
4	USD @ 75.48/ USD	NA
5	11,926	1,35,06,49,530
6	46,94,781	(24,64,83,405)
7	54,14,784	2,12,17,71,980
8	7,08,078	1,01,76,04,752
9	9,21,392	4,71,05,593
10	(17,32,70,901)	(16,04,78,485)
11	63,479	-
12	(17,33,33,480)	(16,04,78,485)
13	-	-
14	100%	60%

Note: 1. None of the subsidiaries have been liquidated or sold during the year.

**Part - B - Associates and Joint Ventures**

S. No.	Name of Associates / Joint Ventures	Balmer Lawrie (UAE) LLC	Balmer Lawrie- Van Leer Ltd.	Transafe Services Ltd.	Avi-Oil India (P) Ltd.	PT Balmer Lawrie Indonesia
1	Latest audited Balance Sheet Date	31-12-2019	31-03-2020	31-03-2020	31-03-2020	31-03-2020
2	Date on which the Associate or Joint Venture was associated or acquired	01-11-1993	01-09-1993	15-10-1990	04-11-1993	22-10-2018
3	Shares of Associate or Joint Ventures held by the company on the year end	9800	8601277	11361999	4500000	2000000
4	Product of Investment in Associates or Joint Venture (₹ Lakhs); Extent of holding in percentage	890.99 49.00%	3385.03 47.81%	1165.12 50.00%	450.00 25.00%	1027.32 50.00%
5	Description of how there is significant influence	Controlling more than 20% shareholding	Controlling more than 20% shareholding	Controlling more than 20% shareholding	Controlling more than 20% shareholding	Controlling more than 20% shareholding
6	Reason why the associate / joint venture is not consolidated	Not Applicable	Not Applicable	CIRP initiated under IBC. For details refer Note No. 42.18 of the standalone notes to accounts.	Not Applicable	Not Applicable
7	Networth attributable to shareholding as per latest audited Balance sheet (₹/ Lakhs)	57,829.37	15,333.52	-	6,669.43	(615.84)
8	Profit or Loss for the year (₹/ Lakhs)	7,254.79	2,435.89	-	972.38	-
9	Consolidated in Consolidation	-	-	-	-	(320.81)
10	Not Consolidated in Consolidation	-	-	-	-	-

Note: 1. Notwithstanding to Ind AS 28 - Investments in Associates and Ind AS 31 - Interests in Joint Ventures, the company has followed the equity method of accounting for all its joint ventures and associate companies. The net share of net worth including Profit / Loss during the year has been adjusted to the Investment value with corresponding increase / decrease in Equity. In case of PT Balmer Lawrie Indonesia, since the net worth has turned negative, hence no further consolidation is required. In case of Transafe Services Limited, since the company has went into IBC proceedings w.e.f 21.11.2019, hence no further consolidation is done subsequent to that date.

2. Financial statements of PT Balmer Lawrie Indonesia (PTBLI) for the year ended March 31, 2020 as prepared by the management of PTBLI has been considered for preparing the consolidated financial statements of the company.

3. None of the associates or joint ventures have been liquidated or sold during the year.

For B.K. Shroff & Co  
Chartered Accountants  
Firm Registration No. 302166E

*B.K. Shroff*

CA. L. K. Shroff  
Partner  
Membership No. 060742  
Kolkata, 24th June, 2020

*Chairman*

Chairman &  
Managing Director

*Director*

Director(Finance)  
& Chief Financial  
Officer

*Director*

*Director*

Directors

*Secretary*

Secretary

